


SALES SERVICE BULLETIN NUMBER 188 B

Transmitter Dissipators and Dummy Loads,
Model TER



The TMC Transmitting dissipators and Dummy Loads, Models TER are resistive terminations capable of dissipating R. F. energy from D. C. to 30 megacycles. They are available in either 600 or 70 ohm resistance values in wattages of 500, 1750 and 5000 watts.

These dissipators are a new engineering approach to the problem of providing a flat termination in a convenient package requiring minimum installation and maintenance.

The units are housed in fibreglass reinforced plastic cases for pole or frame mounting. The case provides protection from the elements and is fitted with screened vent ports for proper air circulation. All metals used are non-ferrous, insulation is of teflon and the entire assembly is protected by a silicone spray.

The resistors are of a new design providing a minimum of reactance. The entire resistor assembly is shock mounted in a plastic case and may be quickly removed for service. The resistor characteristics are such that they may be instantly brought up to full rated output power at minus 40 degrees centigrade without harm.

TECHNICAL SPECIFICATIONS:

FREQUENCY RANGE: DC to 30 Mcs.

DISSIPATION RATINGS AND
IMPEDANCES:

MODEL	NOMINAL IMPEDANCE	POWER RATING	BAL	UNBAL
TER 500 (600)	600	500 Watts	✓	
TER 500 (70)	70	500 Watts		✓
TER 3500 (600)	600	1750 Watts	✓	
TER 3500 (70)	70	1750 Watts		✓
TER 5000 (600)	600	5000 Watts	✓	
TER 5000 (70)	70	5000 Watts		✓

NOTE: Special Resistance values and special configurations supplied on request.

COOLING: Natural air cooling provided by screened vent ports.

INPUT TERMINALS: Insulated bowls on balanced units.
Insulator bowls and coaxial connectors on un-balanced units.

OPERATING TEMPERATURE: -40 to +100 deg F ambient.

RESISTORS: Special pyrex glass blank with resistive element electro-fused in surface of glass. Baked silicone protective coating. Silver fired-on hands to provide positive connection. Resistor spiral cut to insure even heat dissipation where required.

RESISTOR MOUNTING: Mounted in spring suspended frame to compensate for thermal expansion.

CENTER TAP: Optional Center Tap brought out to bottom of case.

LIGHTNING PROTECTION: Provided internally by means of spark gaps.

CASE: Fiberglass reinforced plastic.

CASE SIZE

TER 500	Approx. 22" high x 12" deep x 14" wide
TER 3500	Approx. 22" high x 12" deep x 14" wide
TER 5000	Approx. 63-1/2" high x 23-3/4" deep x 46-3/4" wide

MOUNTING DIMENSIONS:

TER 500
 TER 3500
 TER 5000

Two mounting straps 14'' apart with mounting holes at 1'' intervals from a 9'' center.
 See Figure 3 for suggested method of mounting.

SHIPPING DATA:

WEIGHT

	NET	GROSS
TER 500	21 lbs.	100 lbs. approx.
TER 3500	25 lbs.	106 lbs. approx.
TER 5000	125 lbs.	275 lbs. approx.

DIMENSIONS

TER 500	37-1/2'' x 20-1/2'' x 27''
TER 3500	37-1/2'' x 20-1/2'' x 27''
TER 5000	73'' x 27-1/2'' x 49-1/2''

COMPONENTS AND CONSTRUCTION:

Equipment is manufactured in accordance with JAN specifications wherever practicable.

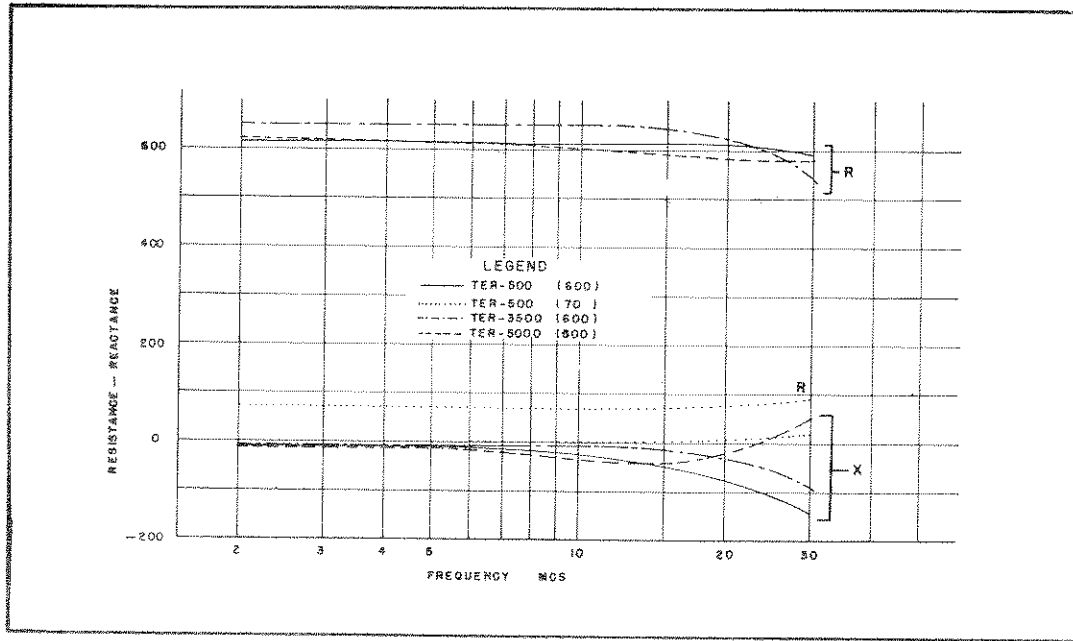


Figure 1. Impedance Characteristics.

GP-152

TMC NO. & NAME	NOMENCLATURE & NAME
TER-500(600), Transmitting Antenna Coupler	DA-199/U, Dummy Load, Electrical
TER-3500(600), Transmitting Antenna Coupler	DA-200/U, Dummy Load, Electrical
TER-5000(50), Transmitting Antenna Dissipator	DA-209/U, Dummy Load, Electrical
TER-5000(70), Transmitting Antenna Dissipator	DA-210/U, Dummy Load, Electrical
TER-5000(600), Transmitting Antenna Dissipator	DA-201/U, Dummy Load, Electrical




Figure 2. Model T E R 5000

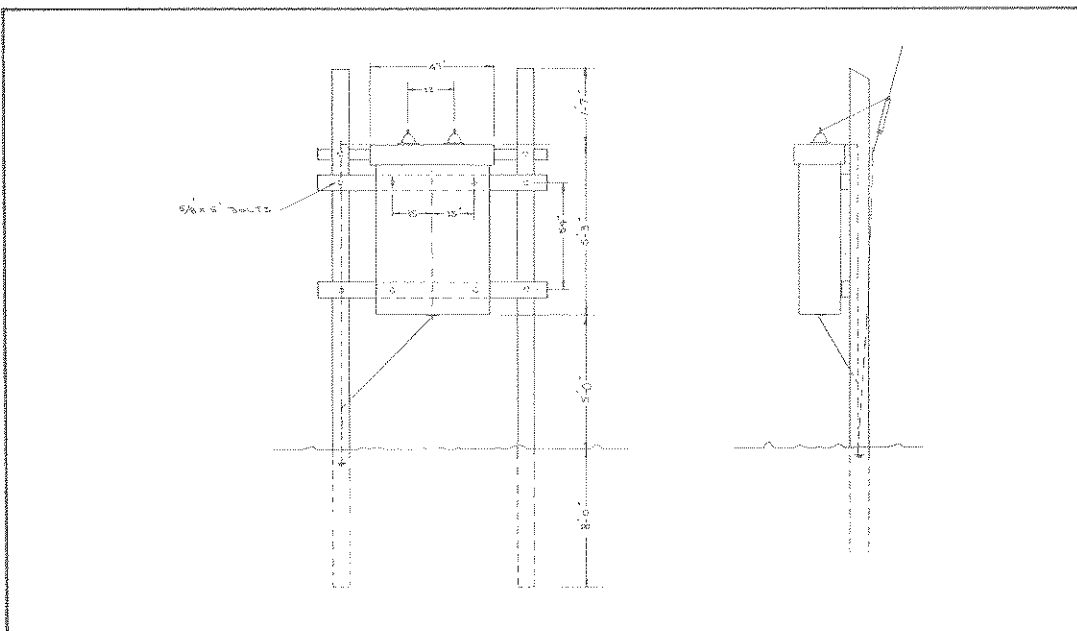


Figure 3. Suggested Mounting, Model T E R 5000


PH-551
ID-179

THE TECHNICAL MATERIEL CORPORATION

700 FENIMORE ROAD

MAMARONECK, NEW YORK

CABLE
TEPEI
MAMARONECK, N.Y.



COMMUNICATION ENGINEERS

IN CANADA:
TMC (CANADA) LTD.
OTTAWA, ONTARIO