

MATERIAL LIST

FOR

1 KW FILTER MODEL CATU-1K

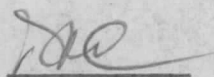
SECTION I: Electrical Components and Mechanical Parts

SECTION II: Hardware

SECTION III: Loose Items

SECTION IV: Supporting Drawings

CHECKED: R.N.S.

APPROVED: 

TYPED: June 29, 1960 RWT/hh

1 KW FILTER MODEL CATU-1K

BILL OF MATERIAL		MODEL CATU-1K				PROJ. NO.				LIST NO. ML-10090	
		ISSUE	A							SHEET 1 OF 10 SHEETS	
PART NO.	QUAN. PER ONE EQUIP.	DESCRIPTION							REMARKS		
		SECTION I: <u>Electrical Components and Mechanical Parts</u>							DWG. SIZE		
A-10282	1	SOLDER LUG ASSEMBLY:							1		
BB-101	1	BEARING: panel									
BB-118-8	1	BEARING: flanged							2		
CA-10121-1	1	CABLE ASSEMBLY:							1		
CA-10121-2	1	CABLE ASSEMBLY:							1		
CA-10122	1	CABLE ASSEMBLY:							1		
CA-10123	1	CABLE ASSEMBLY:							1		
CC-109-5	1	CAPACITOR: 10 mmf.									
CC-109-13	1	CAPACITOR: 25 mmf. N750									
CC-109-28	2	CAPACITOR: 100 mmf. N750									
CC-10002-1	1	CAPACITOR: disc., 0.01 mf., 600 V.									
CK-70A202M	1	CAPACITOR: feedthru, 2,000 mmf.									
CL-100-5	1	CHOKER: 750 uH.									
CL-114-3	1	COIL: tank							40t cut to 39 1/2 t.		
CL-116	3	COIL: external coupling							2		
CM20C102G	1	CAPACITOR: mica, 1,000 mmf.									
FC-102-1-XX-N	6	CLIP: spring									
FH-10001	1	HOLDER: fuse									
FP-10006-1	1	COIL LINK:							1		
FP-10006-2	1	COIL LINK:							1		
FP-10007-1	1	SWITCH LINK:							1		
FP-10007-2	1	SWITCH LINK:							1		
FP-10008	1	CABLE TERMINAL:							1		
FU-102-.250	1	FUSE: 1/4 amp. slow-blow									
JJ-100	1	CONNECTOR: receptacle, male									
↑ APPLICABLE SPECIFICATIONS, LAST PAGE ↑						CHECKED		APPROVED			

OTTAWA, ONTARIO

TMC(Canada)LIMITED

BILL OF MATERIAL			MODEL	CATU-1K				PROJ. NO.	LIST NO.	ML-10090	
			ISSUE	A					SHEET	2 OF 10 SHEETS	
PART NO.	QUAN. PER ONE EQUIP.	Dwg. Rev.	DESCRIPTION					REMARKS	Dwg. Size		
MC-104-1	1		COUPLER: shaft, flexible								
MC-114-2	1		COUPLER: shaft, flexible								
MP-110-WD	1		KNOB: fluted instrument type								
MP-113	1		SLIPKNOB: fluted instrument type								
MR-110-1RO-S	1		METER: 1 mA D. C. 3 inches								
MS-457	1	A	SPRING: contact						1		
MS-10432	1		CHASSIS:						8		
MS-10433	1		MOUNTING PLATE:					See LD-10109	8		
MS-10434	1	A	FRONT PANEL:						8		
MS-10435	1		FRONT DIAPHRAGM						8		
MS-10436	1		REAR DIAPHRAGM						8		
MS-10437-1	1	A	COIL SUPPORT: front						8		
MS-10437-2	1	A	COIL SUPPORT: back						8		
MS-10438	1		TOP COVER:						1		
MS-10459	3		CAPACITOR LINK:						1		
NP-10063	1		NAMEPLATE:						1		
NS3W0106	8		INSULATOR: stand-off								
PL-259-A(TEF)	4		CONNECTOR: coaxial					Teflon			
PM-251	1	A	WHEEL: contact						2		
PM-473	1	A	COLLAR: drive shaft						1		
PM-474	1		COLLAR: contact spring						1		
PM-484	1		ROD: connecting						1		
PM-485	1		SHAFT: wheel, contact						1		
PM-10078	1		SWITCH: drive shaft						1		
PP-10075	1		COIL: drive shaft						1		
PX-390-1	2	C	SUPPORT: coil						2		
PX-390-2	1	C	SUPPORT: coil						2		

OTTAWA, ONTARIO

TMC(Canada)LIMITED

↑ APPLICABLE SPECIFICATIONS, LAST PAGE ↑

CHECKED

APPROVED

OTTAWA, ONTARIO

TMC(Canada)LIMITED

**BILL OF MATERIAL**

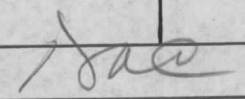
MODEL	CATU-1K	PROJ. NO.	LIST NO. ML-10090
ISSUE	A		SHEET 3 OF 10 SHEETS

PART NO.	QUAN. PER ONE EQUIP.	Rev.	DESCRIPTION	REMARKS	Dwg. Size
PX-391-1	1		INSULATOR: coil		2
PX-391-2	1		INSULATOR: coil		2
PX-391-3	1		INSULATOR: coil		2
PX-392	1		SHAFT: drive		2
PX-393	1		PLATE: mounting, contact spring		1
PX-394	1		PLATE: insulator, drive shaft		1
PX-395	1	A	ROD: connecting		1
RC20GF392K	1		RESISTOR: composition , 3.9 K ohms		
RG-8A/U	3'		CABLE: coaxial		
RG-59A/U	6"		CABLE: coaxial		
RL-10014	2		RELAY: coaxial		
SP-116-C	2	B	SPRING: compression		1
ST-22K	1		SWITCH: toggle		
SW-218	1	B	SWITCH: rotary	Items B, W, R and D one each	2
TE-102-2	3		TERMINAL: turret		
UG-646/U	6		CONNECTOR: right angle coaxial		
1N478	1		DIODE: signal		

↑ APPLICABLE SPECIFICATIONS, LAST PAGE ↓

CHECKED

APPROVED



BILL OF MATERIAL			MODEL	CATU-1K				PROJ. NO.				LIST NO.	ML-10090	
			ISSUE	A								SHEET	4	OF 10 SHEETS
PART NO.	QUAN. PER ONE EQUIP.	Rev.	DESCRIPTION									REMARKS		
			<u>SECTION II: Hardware</u>											
LWE06 MRN	6		LOCKWASHER:									For fixing PX-394 to MS-10437-2 and PX-393 to MS-10437-1		
NTH0632BN10	8		NUT:											
SCBS0632BN8	8		SCREW:											
TE-112-2	2		SOLDER LUG:											
FW10HBN	6		WASHER: flat									For fixing PX-390-1, -2 to MS-10437-2 and MS-10437-1		
LWE10MRN	6		LOCKWASHER: external tooth											
SCBS1024BN8	6		SCREW:											
LWE06 MRN	2		LOCKWASHER: external tooth									For fixing MS-457 and FP-10008 to PX-393		
NTH0632BN10	2		NUT:											
SCBS0632BN9	2		SCREW:											
LWE06 MRN	6		LOCKWASHER: external tooth									For fixing FC-102-1-XX-N to NS3W0106		
SCBS0632BN6	6		SCREW: (head turned down to 7/32" dia.)											
WA-109-36	6		WASHER: fibre											
LWI06 MRN	6		LOCKWASHER: internal tooth									For fixing NS3W0106 to MS-10437-2		
SCBS0632BN6	6		SCREW:											
WA-109-36	6		WASHER: fibre											
LWI06 MRN	6		LOCKWASHER: internal tooth									For fixing to CC-109-28 and to CC-109-13		
SCBS0632BN12	6		SCREW:											
TE-117-3	6		SPACER:											
LWE08 MRN	4		LOCKWASHER: external tooth									For fixing MS-10437-1 and -2 to MS-10433.		
NTH0832BN11	4		NUT:											
SCBS0832BN5	4		SCREW:											

OTTAWA, ONTARIO

TMC(Canada)LIMITED

↑ APPLICABLE SPECIFICATIONS, LAST PAGE ↓

CHECKED

APPROVED

OTTAWA, ONTARIO

TMC(Canada)LIMITED

**BILL OF MATERIAL**

MODEL	CATU-1K	PROJ. NO.	
ISSUE	A		

LIST NO. ML-10090  
SHEET 5 OF 10 SHEETS

PART NO.	QUAN. PER ONE EQUIP.	DESCRIPTION	REMARKS
LWI06 MRN	2	LOCKWASHER: internal tooth	For fixing NS3W0106 to SW-218-W
SCBS0632BN8	2	SCREW:	
WA-109-36	4	WASHER: fibre	
LWI06 MRN	2	LOCKWASHER: internal tooth	For fixing NS3W0106 and SW-218-B to MS-10437-2
SCBS0632BN8	2	SCREW:	
WA-109-36	2	WASHER: fibre	
LWI08MRN	2	LOCKWASHER: internal tooth	For fixing SW-218-D to MS-10434
NTH0832BN10	2	NUT:	
SCBS0832BN17	2	SCREW:	
LWI06 MRN	4	LOCKWASHER: internal tooth	For fixing RL-10014 to MS-10436
SCBS0632BN4	4	SCREW	
LWI06 MRN	2	LOCKWASHER: internal tooth	For fixing JJ-100 to MS-10432
NTH0632BN8	2	NUT:	
SCBS0632BN6	2	SCREW:	
NT-108-1	14	NUT:	For fixing MS-10433 to MS-10432
SCBS0632BN6	14	SCREW:	
LWE08MRN	6	LOCKWASHER: external tooth	For fixing MS-10435 and MS-10436 to MS-10433
NTH0832BN11	6	NUT:	
SCBS0832BN5	6	SCREW:	

↑ APPLICABLE SPECIFICATIONS, LAST PAGE ↓

CHECKED

APPROVED

BILL OF MATERIAL		MODEL CATU-1K				PROJ. NO.				LIST NO. ML-10090	
		ISSUE	A							SHEET 6 OF 10 SHEETS	
PART NO.	QUAN. PER ONE EQUIP.	DESCRIPTION						REMARKS			
LWE06MRN NTH0632BN10 SCBS0632BN6	6 6 6	LOCKWASHER: external tooth NUT: SCREW:						For fixing MS-10434 to MS-10432			
NT-108-1 SCBS0632BN6	27 31	NUT SCREW						For fixing MS-10438 to MS-10432, MS-10434, -35, and -36.			
LWI06MRN NTH0632BN10 SCBS0632BN16	4 4 4	LOCKWASHER: internal tooth NUT SCREW						For fixing CL-116 to PX-390-land -2			
SLHV0632SS3	3	SETSCREW: headless, 6-32 x 3/16 stainless steel (AN-565-B-6H3)						Used on PM-484			
FW04HBN FW06HBN LWI04MRN SCBS0440BN8	2 2 2 2	WASHER: flat WASHER: flat LOCKWASHER: internal tooth SCREW						For fixing PX-395 and PM-484 to PX-392			
LWI04MRN SCBS0440BN4 TE-128-1	2 3 1	LOCKWASHER: internal tooth SCREW: SOLDER LUG: double						For fixing TE-102-2 to MS-10437-1 and MS-10435			
CU-130-1	1	CABLE: clamp						For fixing LWC-24(7)U-555 to SW-218-D			
↑ APPLICABLE SPECIFICATIONS. LAST PAGE ↓						CHECKED				APPROVED	

OTTAWA, ONTARIO

TMC(Canada)LIMITED

OTTAWA, ONTARIO

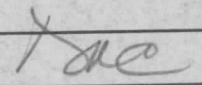
TMC(Canada)LIMITED

PART NO.	QUAN. PER ONE EQUIP.	Rev.	DESCRIPTION	REMARKS
TE-104-1	2		SOLDER LUG: terminal locking	Used on MR-110-1RO-S
TE-104-6	2		SOLDER LUG: terminal locking	
TE-104-2	2		SOLDER LUG:	Used on MR-110-1RO-S
EY-102-20	2		GROMMET: elastic	Used on MS-10433
LW-C-24-(7)-U-555	12'		WIRE:	
NT-117-3124-A	3		NUT: floating	
LWE04MRN	6		LOCKWASHER: external tooth	For fixing NT-117-3124-A to MS-10432.
NTH0440BN8	6		NUT:	
SCFS0440BN6	6		SCREW:	
LWI04MRN	4		LOCKWASHER: internal tooth	For fixing NP-10063 to MS-10434.
NTH0440BN6	4		NUT:	
SCBS0440BN4	4		SCREW:	
PN-99-062-12	2		PIN: spring	For fixing PM-474 and PM-473 to PX-392

↑ APPLICABLE SPECIFICATIONS, LAST PAGE ↓

CHECKED

APPROVED





TMC(Canada)LIMITED  
OTTAWA, ONTARIO

BILL OF MATERIAL			MODEL	CATU-1K				PROJ. NO.	LIST NO. ML-10090			
			ISSUE	A							SHEET 8 OF 10 SHEETS	
PART NO.	QUAN. PER ONE EQUIP.	Rev.	DESCRIPTION						REMARKS			
			<u>SECTION III: Loose Items</u>									
CA-103	1		CORD: power									
CA-10122	1		CABLE ASSEMBLY: coaxial									
PL-259-A(tef)	1		PLUG: coaxial									
SM-10001	3		SCREW WASHER ASSEMBLY:									
PL-259-A(tef)	1		PLUG: coaxial						For CA-10122			
RG-8A/U	3 1/2'		CABLE: coaxial									
UG-59B/U	1		PLUG: coaxial									
<p style="text-align: center;">↑ APPLICABLE SPECIFICATIONS, LAST PAGE ↓</p>			CHECKED				APPROVED <i>[Signature]</i>					

TMC(Canada)LIMITED  
OTTAWA, ONTARIO

BILL OF MATERIAL

MODEL CATU-1K  
ISSUE A

PROJ. NO.

LIST NO. ML-10090  
SHEET 9 OF 10 SHEETS

PART NO.	QUAN. PER ONE EQUIP.	Rev.	DESCRIPTION	REMARKS	Dwg. Size
<u>SECTION IV: Supporting Drawings</u>					
A-10279			GENERAL ASSEMBLY		8
CK-10375			SCHEMATIC DIAGRAM		4
A-10282			SOLDER LUG ASSEMBLY		1
CA-10121			CABLE ASSEMBLY		1
CA-10122			CABLE ASSEMBLY		1
CL-114-3			COIL, TANK		
CL-116			COIL, EXTERNAL COUPLING		
FP-10006			COIL LINKS		1
FP-10007			SWITCH LINKS		1
FP-10008			CABLE TERMINAL		1
LD-10109			LETTERING DETAILS		8
MS-457		A	SPRING, CONTACT		1
MS-10432			CHASSIS		8
MS-10433			MOUNTING PLATE		8
MS-10434			FRONT PANEL		8
MS-10435			FRONT DIAPHRAGM		8
MS-10436			REAR DIAPHRAGM		8
MS-10437		A	COIL SUPPORTS		8
MS-10438			TOP COVER		8
MS-10459			CAPACITOR LINK		1
NP-10063			NAMEPLATE		1
PM-251			WHEEL CONTACT		2
PM-473			COLLAR DRIVE SHAFT		1
PM-474			COLLAR CONTACT SPRING		1
PM-484			CONNECTING ROD		1
PM-485			WHEEL CONTACT SHAFT		1
PM-10078			SWITCH DRIVE SHAFT		1

↑ APPLICABLE SPECIFICATIONS, LAST PAGE ↓

CHECKED

APPROVED

TMC(Canada) LIMITED  
OTTAWA, ONTARIO

BILL OF MATERIAL      MODEL CATU-1K      PROJ. NO.      LIST NO. ML-10090  
 ISSUE A      SHEET 10 OF 10 SHEETS

PART NO.	QUAN. PER ONE EQUIP.	DESCRIPTION	REMARKS	Dwg. Size
		<u>Cont'd Supporting Drawings</u>		
PP-10075		COIL DRIVE SHAFT		1
PX-390		COIL SUPPORT		2
PX-391		COIL INSULATOR		2
PX-392		DRIVE SHAFT		2
PX-393		MOUNTING PLATE		1
PX-394		INSULATOR PLATE		1
PX-395		CONNECTING ROD		1
S-10055		PRODUCTION TESTING MODEL CATU-1K		1
S-10057		OPERATIONAL INSTRUCTIONS CATU-1K		1

↑ APPLICABLE SPECIFICATIONS, LAST PAGE ↓

CHECKED

APPROVED

