

TOTAL SHEETS 10

REV. *Ø*  
A sh 5 15 FEB 66  
B sh 5 21/3/66  
C sh 5,6 5/4/66

MODEL AX596

TITLE IF MODULE

USED ON

MODEL  
VLRE-1

SECTION

QTY.  
1

LIST SECTIONS

1. SUPPORTING NOTES
2. SUPPORTING LISTS
3. ELECTRICAL/MECHANICAL
4. SUPP ASSY/REF DWGS
5. SPECIFICATIONS
6. LOOSE ITEMS
7. PARTS PECULIAR

SHEET NO.  
SEE BELOW

LAST SYMBOLS

C345 TP312  
 CR302 R333  
 L305  
 Q308  
 T310

COMPILED  
 CHECKED  
 APPROVED  
 FNL APPR  
 ISS DATE

*R. Johnston*  
*de J. Jacobs*  
*(Signature)*  
 27 Jan 66

MISSING SYMBOLS

NONE

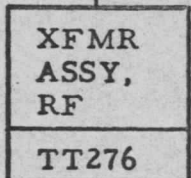
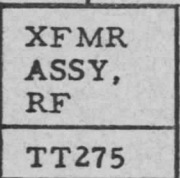

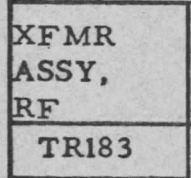
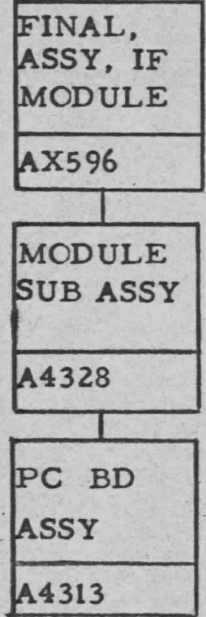
NOTE 1. THE FOLLOWING SYMBOL, #,  
 IN THE REMARKS COLUMN INDICATES  
 THAT THE PART NUMBER IMMEDIATELY  
 FOLLOWING IT IS THE TMC PROPRIETARY  
 MANUFACTURING DRAWING FOR THE  
 CORRESPONDING NUMBER IN THE PART  
 NUMBER COLUMN.

IF IT IS FOUND DESIRABLE TO CHANGE ANY TOLERANCE OR OTHER DETAIL SPECIFIED ON THIS DRAWING NOTIFY THE PURCHASER PROMPTLY.

MAXIMUM ALLOWABLE TOLERANCES HAVE BEEN DETERMINED AND DEVIATIONS WILL BE CAUSE FOR REJECTION. REMOVE ALL BURRS AND SHARP EDGES

USED ON

MODEL	PROJECT NO.	ASS'Y. NO.	DATE
VLRE-1	035/66	A4322	8/19/65



REQ.	ITEM	PART NO.	DESCRIPTION	SYMBOL
			<b>TMC (Canada) LIMITED</b> OTTAWA ONTARIO	
STOCK SIZE			CHART, UNIT BREAKDOWN IF MODULE	
MATERIAL		WEIGHT PER PC.		
TYPE & TEMPER			DRAWN	
HEAT TREAT. SPEC.			ELEC. DES. APP.	
FINISH & SPEC. NO.			MECH. DES. APP.	
			CHECKED	
			FINAL APPROVAL	
			CH504	

ISSUE	ITEM	CHANGED FROM	DATE	CN. NO.	DRAFTS	CHECKER	ENG. APP.
TOLERANCES		SCALE					
ALL OTHERS	DEC. DIM. ±		DIMENSIONS IN INCHES UNLESS OTHERWISE SPECIFIED				
	FRAC. DIM. ±		DRILL, PUNCH, COMMERCIAL STOCK SIZES AND MANUFACTURERS TOLERANCES ARE NOT INCLUDED.				
	ANGULAR DIM. ±						















REV ABC

USED ON MODEL: VLRE-1

USED ON SECTION:

NEXT ASSY: A4328

QTY PER NEXT ASSY: 1

ASSY LEVEL:

ASSY DESC: PC BD ASSY, IF MODULE

ASSY PART NO: A4313

PART NO.	DESCRIPTION	ITEM LOCATION			QTY. PER ASSY.	REFERENCE SYMBOLS	REMARKS
		USED ON ASSEMBLY	USED TO MOUNT	QTY PER U/T/M			
PC225	PC BD	A4313			1		
CC100-16	CAP, FXD, CER	A4313			1	C341	
CC100-28	CAP, FXD, CER	A4313		3		C306, 307, 308	
CC100-28	CAP, FXD, CER	A4313		3		C309, 313, 314	
CC100-28	CAP, FXD, CER	A4313		3		C315, 316, 317	
CC100-28	CAP, FXD, CER	A4313		3		C318, 319, 323	
CC100-28	CAP, FXD, CER	A4313		3		C324, 325, 326	
CC100-28	CAP, FXD, CER	A4313		3		C327, 328, 332	
CC100-28	CAP, FXD, CER	A4313		3		C333, 334, 335	
CC100-28	CAP, FXD, CER	A4313		3		C336, 337, 340	
CC100-28	CAP, FXD, CER	A4313		2		C339, 343	
CC100-28	CAP, FXD, CER	A4313		2	28	C344, 338	
CE105-1-15	CAP, FXD, ELECT	A4313			2	C301, 342	
CE105-10-25	CAP, FXD, ELECT	A4313			1	C302	
CL275-103	COIL, RF, FXD	A4313			4	L301, 302, 303, 304	
CL275-332	COIL, RF, FXD	A4313			1	L305	
CM15B620K03	CAP, FXD, MICA	A4313			2	C312, 322	
CM15B820K03	CAP, FXD, MICA	A4313			2	C305, 331	
CM35C562G03	CAP, FXD, MICA	A4313		4		C303, 320, 321, 329	
				3	7	C330, 304, 345	
CM30E562G	CAP, FXD, MICA	A4313			2	C310, 311,	
PX829-3	PAD, TSTR, MTG	A4313	2N396A		8	FOR Q301 THRU Q308	
RC07GF3R3J	RES, FXD, COMP	A4313			2	R332, 333	
RC20GF102J	RES, FXD, COMP	A4313		4		R308, 310, 313, 314	
				4	8	R317, 318, 321, 322	

MATERIAL LIST/NUMERICAL PARTS LIST

TOTAL SHEET 6 OF 10

REV 0 ABC

USED ON MODEL: VLRE-1

USED ON SECTION:

ASSY SHEET 2 OF 2

NEXT ASSY: A4328

QTY PER NEXT ASSY:

ASSY LEVEL:

ASSY DESC: PC BD ASSY IF MODULE

ASSY PART NO: A4313

PART NO.	DESCRIPTION	ITEM LOCATION			QTY. PER ASSY.	REFERENCE SYMBOLS	REMARKS
		USED ON ASSEMBLY	USED TO MOUNT	QTY PER U/T/M			
RC20GF103J	RES, FXD, COMP	A4313			4	R301, 302, 307, 328	
RC20GF182J	RES, FXD, COMP	A4313			1	R327	
RC20GF221J	RES, FXD, COMP	A4313			2	R319, 323	
RC20GF223J	RES, FXD, COMP	A4313			1	R306	
RC20GF272J	RES, FXD, COMP	A4313			1	R326	
RC20GF330J	RES, FXD, COMP	A4313			1	R315	
RC20GF392J	RES, FXD, COMP	A4313			1	R331	
RC20GF393J	RES, FXD, COMP	A4313			1	R329	
RC20GF471J	RES, FXD, COMP	A4313			2	R303, 304	
RC20GF473J	RES, FXD, COMP	A4313			1	R330	
RC20GF562J	RES, FXD, COMP	A4313			1	R325	
RC20GF680J	RES, FXD, COMP	A4313			1	R311	
RC20GF682J	RES, FXD, COMP	A4313			4	R312, 316, 320, 324	
RV111U102A	RES, VAR, COMP	A4313			1	R305	
RV111U502A	RES, VAR, COMP	A4313			1	R309	
TE127-6	TERM, STUD	A4313			12	TP301 THRU TP312	
TE164-6	NUT, PLN, CLINCH	A4313			4		
TR183	XFMR, RF, FXD	A4313			1	T310	A3217
TT274	XFMR, RF, ADJ	A4313			2	T301, 309	A4338
TT275	XFMR, RF, ADJ	A4313			3	T302, 304, 306	A4339
TT276	XFMR, RF, ADJ	A4313			4	T303, 305, 307, 308	A4340
1N34A	SCOND, DEV DIO	A4313			2	CR301, 302	
2N396A	TSTR	A4313			8	Q301 THRU Q308	















