

MODEL
 AMC-32-75-*n*
 AMC-32-50-*n*

REV. *Ø* 9 APR. 69
 A 10 APR. 69
 B 8 MAY 69
 C 13 MAY 69
 D 23 MAY 69
 E 13 JUN. 69
 F 25 JUN. 69
 G 25 JUN. 69
 H 26 MAY 69
 J 12 MAY 70
 K 21 MAY 70
 L 4 APR. 72
 M 9 Sept. 73
 N 11 Nov. 75
 Q 7 April 77

TITLE

ANTENNA MULTICOUPLER 32 OUTPUT

MODEL

USED ON
 SECTION

QTY.

SUPPORTING LISTS

MAIN ASSY

OPTIONAL

KITS

- A10714-5 PCB ASSY OUTPUT 75-*n*
- A10714-6 PCB ASSY OUTPUT 50-*n*
- A10735-7 PCB ASSY PREAMP 75-*n*
- A10735-8 PCB ASSY PREAMP 50-*n*
- A10740 FRT PNL ASSY
- A10746-5 PCB REG. ASSY
- LP10014-2 LOOSE ITEM PKG.

NAME DATE

COMPILED J. COOPER
 CHECKED
 APPROVED

*Cover sheet
 retyped*

MATERIAL LIST/NUMERICAL PARTS LIST

TOTAL SHEET 1 OF 21
 ASSY SHEET 1 OF 1

USED ON MODEL: AMC 32
 USED ON SECTION:

ASSY LEVEL: ∅ ASSY DESC: MULTICOUPLER, ANT.-32 OUTPUT
 ASSY PART NO: AMC 32

LIST SECTION

PART NO.	DESCRIPTION	ITEM LOCATION			QTY. PER ASSY.	REFERENCE SYMBOLS	REMARKS
		USED ON ASSEMBLY	USED TO MOUNT	QTY PER U/T/M			
A10745	CHASSIS ASSY	AMC 32			1		
AZ10002	AMPL, 32 OUT.	AMC 32			1		
CH10175	CHRT, UNIT BKDN	AMC 32			1		
CK10689	SCHEM	AMC 32			1		
FS110-1	STUD FASTNR	AMC 32			12		
FS109-3	SPG FASTNR	AMC 32			12		
LP10014-2	LOOSE ITEM PKG	AMC 32			1		
LWS02MRN	WASH, LK, SPLIT	AMC 32			2		
MS10945	COVER	AMC 32			2		
NP10170-2	PLATE, IDENT	AMC 32			1		
NTH0256BN6	NUT, PLN, HEX	AMC 32			2		
SCBP0256BN6	SCR. MACH	AMC 32			2		

MATERIAL LIST/NUMERICAL PARTS LIST

TOTAL SHEET 2 OF 2

REV _____

USED ON MODEL: AMC 32

USED ON SECTION:

ASSY SHEET 1 OF 5

NEXT ASSY: AMC 32

QTY PER NEXT ASSY: 1

ASSY LEVEL: 1

ASSY DESC: CHASSIS ASSY

ASSY PART NO: A10745

PART NO.	DESCRIPTION	ITEM LOCATION			QTY. PER ASSY.	REFERENCE SYMBOLS	REMARKS
		USED ON ASSEMBLY	USED TO MOUNT	QTY PER U/T/M			
A10740	PNL ASSY FR	A10745			1		
A10746-6	PC ASSY REG	A10745			1	1A1	
AX10062	PIN LCTG ASSY	A10745			2		
CA10531-4	CBL ASSY JMPR	A10745			1		
CA10531-5	" " "	"			1		
CA10537	WRG HARN BRCHD	"			1		
CE71C682G	CAP, FXD, ELEC	A10745			1	1C1	
CUL42-8	STRAP, CBL, ADJ	A10745			1		
CUL0017	CLAMP CAP	A10745			1		
CUL02-IN	CLIPS CBL	A10745			2		
EY102-13	GROM, RUB	A10745			1		
FIL0001	FILTER, RI	A10745			2	1FL1, 1FL2	
IFS102-1	RECP. FASTNR	LD10314/MS10946		4	12		
		MS10947-1		4			
		MS10947-2		4			
FWO4HBN	WASH, FLAT	A10745			8		
FWO6HBN	" "	"			31		
FW10HBN	" "	"			4		

MATERIAL LIST/NUMERICAL PARTS LIST

TOTAL SHEET 3 OF 21

REV													USED ON MODEL:	AMC 32	USED ON SECTION:		ASSY SHEET	2	OF	5
-----	--	--	--	--	--	--	--	--	--	--	--	--	----------------	--------	------------------	--	------------	---	----	---

NEXT ASSY:	AMC 32	QTY PER NEXT ASSY:	1	ASSY LEVEL:	1	ASSY DESC:	CHASSIS ASSY	ASSY PART NO:	A10745
------------	--------	--------------------	---	-------------	---	------------	--------------	---------------	--------

PART NO.	DESCRIPTION	ITEM LOCATION			QTY. PER ASSY.	REFERENCE SYMBOLS	REMARKS
		USED ON ASSEMBLY	USED TO MOUNT	QTY PER U/T/M			
GL138	COMP HEAT SINK	A10745			X		
LD10314/MS10946	PNL REAR	A10745			1		
LD10315/MS10948	SHIELD	A10745			1		
LD10316/MS10949	BKT FILTER	A10745			1		
LWS02MRN	WASH LK SPG	A10745			6		
LWS04MRN	" " "	A10745			7		
LWS06MRN	" " "	A10745			36		
LWS10MRN	" " "	A10745			4		
MS3102A-14S-7P	CONN, RECP, MALE	A10745			1	1J34	
MS10946	PNL REAR	LD10314/MS10946			1		
MS10947-1	PLATE SIDE LH	A10745			1		

MATERIAL LIST/NUMERICAL PARTS LIST

TOTAL SHEET 4 OF 21

REV									USED ON MODEL: AMC-32	USED ON SECTION:	ASSY SHEET 3 OF 5
-----	--	--	--	--	--	--	--	--	-----------------------	------------------	-------------------

NEXT ASSY: AMC-32	QTY PER NEXT ASSY: 1	ASSY LEVEL: 1	ASSY DESC: CHASSIS ASSY	ASSY PART NO: A10745
-------------------	----------------------	---------------	-------------------------	----------------------

PART NO.	DESCRIPTION	ITEM LOCATION			QTY. PER ASSY.	REFERENCE SYMBOLS	REMARKS
		USED ON ASSEMBLY	USED TO MOUNT	QTY PER U/T/M			
MS10947-2	PLATE SIDE RH	A10745			1		
MS10948	SHIELD	LD10315/MS10948			1		
MS10949	BKT FILTER	LD10316/MS10949			1		
MS10954	BKT MTG	A10745			2		
MWC 18(16)U2	WIRE ELEC INS	A10745			5		
MWC 18(16)U7	" " "	"			5		
MWC 18(16)U8	" " "	"			18		
MWC 18(16)U97	" " "	"			2		
MWC 20(7)U0	" " "	"			3		
MWC 20(7)U5	" " "	"			2		
MWC 20(7)U6	" " "	"			2		
MWC 20(7)U8	" " "	"			4		
NT10002-1	NUT CLINCH	LD10315/MS10948			4		
NT10002-2	" "	LD10314/MS10946		4	12		
		LD10315/MS10948		4			
		MS10947-1		4			
		MS10947-2		2			
		MS10949		2			
NT10003-4	NUT CLINCH	LD10314/MS10946			4		
NT10004-4	" "	MS10949			2		

MATERIAL LIST/NUMERICAL PARTS LIST

TOTAL SHEET 5 OF 21

REV										USED ON MODEL: AMC 32										USED ON SECTION:										ASSY SHEET 4 OF 5																			
NEXT ASSY: AMC 32										QTY PER NEXT ASSY: 1										ASSY LEVEL: 1										ASSY DESC: CHASSIS ASSY										ASSY PART NO: A10745									
PART NO.	DESCRIPTION	ITEM LOCATION			QTY. PER ASSY.	REFERENCE SYMBOLS	REMARKS																																										
		USED ON ASSEMBLY	USED TO MOUNT	QTY PER U/T/M																																													
NTH 0440 BN6	NUT	A10745			3																																												
NTH 0632 BN8	NUT	A10745			18																																												
NW10007	NET WORK DIODE	A10745			1	1Z1																																											
PN100-0415	INDUCTION	A10745			1																																												
PN100-0416	"	"			1																																												
PN100-0417	INDUCTION	A10745			4																																												
RI100-094-32	RIVET, DMD, ALUM	A10745			24																																												
SCBP 0256 BN4	SCR MACH	A10745			4																																												
SCBP 0256 BN7	" "	"			2																																												
SCBP 0440 BN4	" "	"			1																																												
SCBP 0440 BN5	" "	"			8																																												
SCBP 0440 BN12	" "	"			2																																												
SCBP 0632 BN5	" "	"			9																																												
SCBP 0632 BN6	" "	"			6																																												
SCBP 0632 BN7	" "	"			6																																												
SCBP 0632 BN8	" "	"			1																																												
SCBP 1032 BN5	" "	"			4																																												
SCFP 0632 BN6	" "	"			6																																												
SCFP 0632 BN7	" "	"			2																																												
TE0632-BN-1.125 H4	SPACER THD	A10745			3																																												
TEL49-120	TERM LUGS	A10745			1																																												

MATERIAL LIST/NUMERICAL PARTS LIST

TOTAL SHEET 6 OF 21

REV			USED ON MODEL: AMC 32				USED ON SECTION:			ASSY SHEET 5 OF 5		
NEXT ASSY: AMC 32			QTY PER NEXT ASSY: 1		ASSY LEVEL: 1		ASSY DESC: CHASSIS ASSY			ASSY PART NO: A10745		
PART NO.	DESCRIPTION	ITEM LOCATION			QTY. PER ASSY.	REFERENCE SYMBOLS	REMARKS					
		USED ON ASSEMBLY	USED TO MOUNT	QTY PER U/T/M								
TE164-11	NUT PLN CLINCH	LD10315/MS10948			4							
TF10061	XFMR, PWR	A10745			1	1T1						
TS166-1	SOC, SCOND DEV	A10745			1	1XQ1						
WL100-6	WIRE ELCT BUSS	A10745			1							
2N3055	TSTR	A10745			1	1Q1						

MATERIAL LIST/NUMERICAL PARTS LIST

TOTAL SHEET 7 OF 21

PART NO.	DESCRIPTION	ITEM LOCATION			QTY. PER ASSY.	REFERENCE SYMBOLS	REMARKS
CUL42-8	STRAP CBL ADJ	CA10537			17		
EY102-2	GROM. RUB	CA10537			1		
MWC 20(7)U98	WIRE INS	CA10537			66		
MWC 20(7)U8	WIRE INS	CA10537			36		
PX100-9-166	INS SLVG WHT	CA10537			1		

MATERIAL LIST/NUMERICAL PARTS LIST

TOTAL SHEET 8 OF 21

REV

USED ON MODEL: AMC 32

USED ON SECTION:

ASSY SHEET 1 OF 4

NEXT ASSY: AMC 32

QTY PER NEXT ASSY: 1

ASSY LEVEL: 1

ASSY DESC: AMPL ASSY 32 OUTPUT

ASSY PART NO: AZ10002

PART NO.	DESCRIPTION	ITEM LOCATION			QTY. PER ASSY.	REFERENCE SYMBOLS	REMARKS
		USED ON ASSEMBLY	USED TO MOUNT	QTY PER U/T/M			
A10714-5	PC ASSY OUT.	AZ10002		2	4	1A3, 1A4	
				2		1A5, 1A6	
A10776 ⁰	CONNECTOR ASSY	AZ10002			1		
A10735-7	PC ASSY PREAMP	AZ10002			1	1A2	
CA409-45-6.00	CBL ASSY JUMPER	"			1		
CA10531-3	CBL ASSY JMPR	AZ10002			1		
CA10534	CBL RF IN,	AZ10002			1		
CA10547	CBL RF OUT.	AZ10002			1		
CA10548	" " "	"			1		
CA10549	" " "	"			1		
CA10550	" " "	"			1		
CU102-1	CLAMP, LOOP	AZ10002			4		
CU102-3	" "	"			2		
CU102-4	" "	"			2		
CU102-5	" "	"			2		
EY102-13	GROM, RUB	AZ10002			1		
FW25HBN	WASH. FLAT	"			1		
FW06HBN	WASH, FLAT	AZ10002			7		
FW10HBN	" "	"			30		
LD10317/MS10950	PNL. OUT.	AZ10002			1		

MATERIAL LIST/NUMERICAL PARTS LIST

TOTAL SHEET 9 OF 21

ASSY SHEET 2 OF 4

REV

USED ON MODEL: AMC 32

USED ON SECTION:

NEXT ASSY:

QTY PER NEXT ASSY:

ASSY LEVEL:

ASSY DESC:

AMP ASSY, 32 OUTPUT

ASSY PART NO: AZ10002

LIST SECTION

PART NO.	DESCRIPTION	ITEM LOCATION			QTY. PER ASSY.	REFERENCE SYMBOLS	REMARKS
		USED ON ASSEMBLY	USED TO MOUNT	QTY PER U/T/M			
LD10321/MS10963	CRADLE, REAR	AZ10002			1		
LWE25MRN	LOCK WASH.	"			1		
LWS 06 MRN	WASH LK SPLIT	AZ10002			7		
LWS 10 MRN	" " "	"			32		
MS10950	PNL OUT.	LD10317/MS10950			1		
MS10952	PLATE SIDE RH	AZ10002			1		
MS10956	PLATE SIDE LH	"			1		
MS10957	BRACKET, CRADLE	"			1		
MS10962	PANEL, REAR	"			1		
MS10963	CRADLE REAR	LD10321/MS10963			1	1156935	
MS10964	CRADLE CENTER	AZ10002			1		
MS10974	CRADLE FRONT	"			1		
MWC 20(7)U7	WIRE ELEC INS	AZ10002			20		
NT10006	SHAFT LOCK	"			1		
NT10004-2	NUT CLINCH FLT	LD10321/MS10963		4	14		
		MS10964		4			
		MS10974		6			
NTH 0632 BN8	NUT PLN HEX	AZ10002			8		
NTH 2532 BN12	NUT HEX	"			1		
PX100-9-166	INS SLVG WHT	AZ10002			4		
RC20GF110J	RES FXD COMP	AZ10002			2	1R1, 1R2	
RI100-125-43	RIVET, DMD, ALUM	AZ10002			17		

MATERIAL LIST/NUMERICAL PARTS LIST

TOTAL SHEET 10 OF 21

ASSY SHEET 3 OF 4

REV

USED ON MODEL: AMC 32

USED ON SECTION:

NEXT ASSY: AMC 32

QTY PER NEXT ASSY: 1

ASSY LEVEL: 1

ASSY DESC: AMPL ASSY 32 OUTPUT

ASSY PART NO: AZ10002

PART NO.	DESCRIPTION	ITEM LOCATION			QTY. PER ASSY.	REFERENCE SYMBOLS	REMARKS
		USED ON ASSEMBLY	USED TO MOUNT	QTY PER U/T/M			
SCBP 0440 BN5	SCR MACH	AZ10002			30		
SCBP 0632 BN5	" "	"			2		
SCBP 0632 BN7	" "	"			6		
SCBP 0632 BN8	" "	"			1		
TE111-2	TERM LUG - 3/8 D	AZ10002			32		
TE164-16	NUT PLN CLINCH	LD10318/MS10953		16	18		
		MS10974		2			
TE169-1	TERM, FD THRU	AZ10002			2		
TE10024-11	NUT PLN CLINCH	LD10321/MS10963		10	28		
		MS10964		10			
		MS10974		8			
UG625 B/U	• CONN RECP BNC	AZ10002		3	32	J2, 3, 4	
				3		J5, 6, 7	
				3		J8, 9, 10	
				3		J11, 12, 13	
				3		J14, 15, 16	
				3		J17, 18, 19	
				3		J20, 21, 22	
				3		J23, 24, 25	
				3		J26, 27, 28	
				3		J29, 30, 31	
				2		J32, 33.	

MATERIAL LIST/NUMERICAL PARTS LIST

TOTAL SHEET 11 OF 21

REV																
-----	--	--	--	--	--	--	--	--	--	--	--	--	--	--	--	--

USED ON MODEL: AMC 32

USED ON SECTION:

ASSY SHEET 4 OF 4

NEXT ASSY: AMC 32

QTY PER NEXT ASSY: 1

ASSY LEVEL: 1

ASSY DESC: AMPL ASSY 32 OUTPUT

ASSY PART NO: AZ10002

PART NO.	DESCRIPTION	ITEM LOCATION			QTY. PER ASSY.	REFERENCE SYMBOLS	REMARKS
		USED ON ASSEMBLY	USED TO MOUNT	QTY PER U/T/M			
WL100-5	WIRE ELEC BUSS	AZ10002			2		

MATERIAL LIST/NUMERICAL PARTS LIST

TOTAL SHEET 12 OF 21

REV									
-----	--	--	--	--	--	--	--	--	--

USED ON MODEL:	A10745
----------------	--------

USED ON SECTION:	
------------------	--

ASSY SHEET	1	OF	1
------------	---	----	---

NEXT ASSY:	A10745	QTY PER NEXT ASSY:	1	ASSY LEVEL:	2	ASSY DESC:	CABLE ASSY JUMPER	ASSY PART NO:	CA10531-4
------------	--------	--------------------	---	-------------	---	------------	-------------------	---------------	-----------

PART NO.	DESCRIPTION	ITEM LOCATION			QTY. PER ASSY.	REFERENCE SYMBOLS	REMARKS
		USED ON ASSEMBLY	USED TO MOUNT	QTY PER U/T/M			
MWC 20(7)U2	WIRE ELECT	CA10531-4			4		
TEL56-34149	TERM LUG INS	CA10531-4			1		

NUMERICAL PARTS LIST

TOTAL SHEET 13 OF 21
 ASSY SHEET 1 OF 1

REV: _____
 USED ON MODEL: A10745
 USED ON SECTION: _____
 NEXT ASSY: A10745
 QTY PER NEXT ASSY: 1
 ASSY LEVEL: 2
 ASSY DESC: CABLE ASSY JUMPER
 ASSY PART NO: CA10531-5

PART NO.	DESCRIPTION	ITEM LOCATION			QTY. PER ASSY.	REFERENCE SYMBOLS	REMARKS
		USED ON ASSEMBLY	USED TO MOUNT	QTY PER U/T/M			
MWC 20(7)U97	WIRE ELECT	CA10531-5			4		
TE156-34149	TERM LUG-INS	CA10531-5			1		

MATERIAL LIST/NUMERICAL PARTS LIST

TOTAL SHEET 15 OF 21

REV

--	--	--	--	--	--	--	--	--	--	--	--	--	--	--

 USED ON MODEL: AZ10002 USED ON SECTION: ASSY SHEET 1 OF 1

NEXT ASSY: QTY PER NEXT ASSY: ASSY LEVEL: ASSY DESC: CBL. ASY RF IN. ASSY PART NO:

PART NO.	DESCRIPTION	ITEM LOCATION			QTY. PER ASSY.	REFERENCE SYMBOLS	REMARKS
		USED ON ASSEMBLY	USED TO MOUNT	QTY PER U/T/M			
CU10018-1	FRL	CA10534			1		
JJ172	CONN. RF	CA10534			1	J1	
PM10159	BUSH. LOCK	CA10534			1		
PX100-9-118	INSUL. SLVG. ELECT.	CA10534			X		
RG179 B/U	CBL. RF	CA10534			19		

MATERIAL LIST/NUMERICAL PARTS LIST

TOTAL SHEET 16 OF 21

PART NO.	DESCRIPTION	ITEM LOCATION			QTY. PER ASSY.	REFERENCE SYMBOLS	REMARKS
		USED ON ASSEMBLY	USED TO MOUNT	QTY PER U/T/M			
CUL42-8	STRAP CBL ADJ	CA10547			8		
CUL0018-1	FRL UNINS	CA10547			16		
PX100-9-234	INS SLVG WHT	CA10547			1		
RG 174/U	CBL RF	CA10547			76		
WL100-6	WIRE ELEC BUSS	CA10547			16		

REV: USED ON MODEL: AZ10002 USED ON SECTION: TOTAL SHEET 16 OF 21

NEXT ASSY: AZ10002 QTY PER NEXT ASSY: 1 ASSY LEVEL: 2 ASSY DESC: CABLE ASSY RF OUT. ASSY PART NO: CA10547

MATERIAL LIST/NUMERICAL PARTS LIST

TOTAL SHEET 17 OF 210

REV

USED ON MODEL: AZ10002

USED ON SECTION:

ASSY SHEET 1 OF 1

NEXT ASSY: AZ10002

QTY PER NEXT ASSY: 1

ASSY LEVEL: 2

ASSY DESC: CABLE ASSY RF OUT.

ASSY PART NO: CA10548

LIST SECTION

PART NO.	DESCRIPTION	ITEM LOCATION			QTY. PER ASSY.	REFERENCE SYMBOLS	REMARKS
		USED ON ASSEMBLY	USED TO MOUNT	QTY PER U/T/M			
CUL42-8	STRAP CBL ADJ	CA10548			8		
CUL0018-1	FRL UNINS	CA10548			16		
PX100-9-234	INS SLVG WHT	CA10548			1		
RG 174/U	CBL RF	CA10548			83		
WL100-6	WIRE ELEC BUSS	CA10548			16		

MATERIAL LIST/NUMERICAL PARTS LIST

TOTAL SHEET 18 OF 21

REV													USED ON MODEL: AZ10002	USED ON SECTION:	ASSY SHEET 1 OF 1
-----	--	--	--	--	--	--	--	--	--	--	--	--	------------------------	------------------	-------------------

NEXT ASSY: AZ10002	QTY PER NEXT ASSY: 1	ASSY LEVEL: 2	ASSY DESC: CABLE ASSY RF OUT.	ASSY PART NO: CA10549
--------------------	----------------------	---------------	-------------------------------	-----------------------

PART NO.	DESCRIPTION	ITEM LOCATION			QTY. PER ASSY.	REFERENCE SYMBOLS	REMARKS
		USED ON ASSEMBLY	USED TO MOUNT	QTY PER U/T/M			
CUL42-8	STRAP CBL ADJ	CA10549			8		
CUL0018-1	FRL UNINS	CA10549			16		
PX100-9-234	INS SLVG WHT	CA10549			1		
RG 174/U	CBL RF*	CA10549			76		
WL100-6	WIRE ELEC BUSS	CA10549			16		

MATERIAL LIST/NUMERICAL PARTS LIST

TOTAL SHEET 19 OF 221

REV _____

USED ON MODEL: AZ10002

USED ON SECTION:

ASSY SHEET 1 OF 1

NEXT ASSY: AZ10002

QTY PER NEXT ASSY: 1

ASSY LEVEL: 2

ASSY DESC: CABLE ASSY RF OUT.

ASSY PART NO: CA10550

PART NO.	DESCRIPTION	ITEM LOCATION			QTY. PER ASSY.	REFERENCE SYMBOLS	REMARKS
		USED ON ASSEMBLY	USED TO MOUNT	QTY PER U/T/M			
CUL42-8	STRAP CBL ADJ	CA10550			8		
CUL0018-1	FRL UNINS	CA10550			16		
PX100-9-234	INS SLVG WHT	CA10550			1		
RG 174/U	CBL RF	CA10550			77		
WL100-6	WIRE ELEC BUSS	CA10550			16		

MATERIAL LIST/NUMERICAL PARTS LIST

TOTAL SHEET 20 OF 21

REV		USED ON MODEL:	AZ10002	USED ON SECTION:		ASSY SHEET	1	OF	11
-----	--	----------------	---------	------------------	--	------------	---	----	----

NEXT ASSY: AZ10002	QTY PER NEXT ASSY: 1	ASSY LEVEL:	ASSY DESC: CONNECTOR ASSY	ASSY PART NO: A10770
--------------------	----------------------	-------------	---------------------------	----------------------

PART NO.	DESCRIPTION	ITEM LOCATION			QTY. PER ASSY.	REFERENCE SYMBOLS	REMARKS
		USED ON ASSEMBLY	USED TO MOUNT	QTY PER U/T/M			
MS10961	STRAP CONN	A10770			1		
PX830-375	SLVG, HT SHK	A10770			2		
TEL0023-3	TERM SOLD	A10770			2		
TAL08-4	TAPE THERM.	A10770			2		

MATERIAL LIST/NUMERICAL PARTS LIST

TOTAL SHEET 21 OF 21

REV

USED ON MODEL: A10745

USED ON SECTION:

ASSY SHEET 1 OF 1

NEXT ASSY:

QTY PER NEXT ASSY:

ASSY LEVEL:

ASSY DESC: LOCATING PIN ASSY.

ASSY PART NO: AX10062







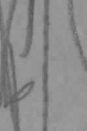
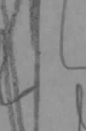




PART NO.	DESCRIPTION	ITEM LOCATION			QTY. PER ASSY.	REFERENCE SYMBOLS	REMARKS
		USED ON ASSEMBLY	USED TO MOUNT	QTY PER U/T/M			
MS10955	BKT, SPT	AX10062			2		
MS10958	PIN, BKT, SPT	"			2		
PX370-3-7-1	INSL., TEF.	MS10958			2		

REVISION SHEET

TMC (CANADA) LIMITED
OTTAWA ONTARIO

MODEL AMC 32

PROJECT NO. 074/69

DATE	REV.	PAGE	ITEM	DESCRIPTION	MOD. CHK. NO.	APP.
9/4/69	Ø	ALL	ALL	RELEASED TO PRODUCTION		
10/4/69	A	9		REVISED BY CEMN 469	je.	
8/5/69	B	COV. 8		REVISED BY CEMN 476	je.	
13/5/69	C	9, 20		REVISED BY CEMN 477	je.	
23/5/69	D	9, 10, 11		REVISED BY CEMN 483	je.	
13/6/69	E	2, 4, 21		REVISED BY CEMN 493	je.	
25/6/69	F	8, 20		REVISED BY CEMN 500	je.	
25/6/69	G	8,		REVISED BY CEMN 501	je.	
26/5/69	H	4, 5, 6		REVISED BY CEMN 506	je.	
12 MAY. 70	J	8, 9, 15		REVISED BY CEMN 791	je.	
21 MAY 70	K	6		REVISED BY CEMN 777	je.	
4/4/72	L	Shts. 1, 2, 3, 4		REVISED BY CEMN 1162	je.	
9/9/73	M	COV. 8		REVISED BY CEMN 1251	je.	
4/1/75	N	COV.		REVISED BY EMN 21324	Ch.	
6/28/76	P	Sht 1		REVISED BY EMN 21409	Ch.	
4/7/77	Q	Sht 1 & 2		REVISED PER EMN #21530		