

TOTAL SHEETS- 2

USED ON
MODEL-

MFT-10K/J
AX5245

FOR

MODEL A5705

TITLE SWR TRIP CIRCUIT

LAST SYMBOLS

CONSISTS OF
SUPPORTING LISTS

MISSING SYMBOLS

REVISIONS

REV.	SHEET(S)	DATE	APPR.
Ø	ORIG. RLEEASE	9-19-79	FB
A	21885	4/15/81	

COMPILED las

CHECKED _____

KEY PUNCHED _____

ENGINEERING JOB ORDER





E -

§ FOR SPECIAL NOTES,
REFER TO S1200.

MATERIAL LIST

USED ON A5705

SHEET 1 OF 2

PART NUMBER	DESCRIPTION	USED ON	QTY.	QTY. PER UNIT	REFERENCE SYMBOLS	SPECIAL NOTES REFER TO S1200
CC100-37	CAP, FXD, CER	A5705  	1 1 1 1 1 1 1 1 1	8*	C1 C2 C3 C4 C5 C6 C7 C9	
CE105-15-25	CAP, FXD, ELECT	A5705	1	1*	C8	
CE105-50-25	CAP, FXD, ELECT	A5705 A5705	1 1	2*	C10 C11	
CL275-221	COIL, RF	A5705  	1 1 1 1	4*	L1 L2 L3 L4	
PC769	PRINTED CIRCUIT BD	A5705	1			
P0106-3-NT	PLUG-IN CKT TURRET	A5705	1			
RC07GF102J	RES, FXD, COMP	A5705 A5705 A5705	1 1 1	3*	R4 R6 R7	
RC07GF122J	RES, FXD, COMP	A5705 A5705	1 1	2*	R2 R5	
RC07GF472J	RES, FXD, COMP	A5705	1	1*	R3	
RV124-5K	HELITRIM	A5705	1	1*	R1	
TE110-5	LUG, SOLDER	A5705	1			

MATERIAL LIST

USED ON A5705

SHEET 2 OF 2

PART NUMBER	DESCRIPTION	USED ON	QTY.	QTY. PER UNIT	REFERENCE SYMBOLS	SPECIAL NOTES REFER TO S1200
TE167	LUG	A5705	1			
UA741	OP AMP	A5705	1		Z1	
WI140E24	WIRE ELECTRICAL	A5705	1			
1N756	DIODE	A5705	1		CR2	
1N5061	DIODE	A5705	1	2*	CR3	
4/15/81 REV. A	EMN. 21885			1*	CR1	