IF IT IS FOUND DESIRABLE TO CHANGE ANY TOLERANCE OR OTHER DETAIL SPECIFIED ON THIS DRAWING NOTIFY THE PURCHASER PROMPTLY.

MAXIMUM ALLOWABLE TOLERANCES HAVE BEEN DETERMINED AND DEVIATIONS WILL BE CAUSE FOR REJECTION. REMOVE ALL BURRS AND SHARP EDGES

STANDARD DRAWING

UG-102/U

USED ON			
MODEL	PROJECT NO.	ASS'Y. NO.	DATE

SIG.C. NO. PL-284
SIG.C. DWG. NO. SC-D-5940
USE WITH CABLE RG-22/U

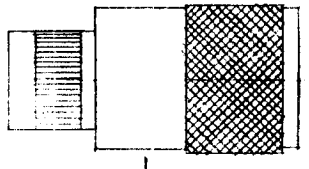

COUPLING RING

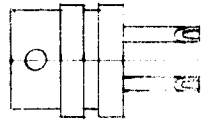

SHELL

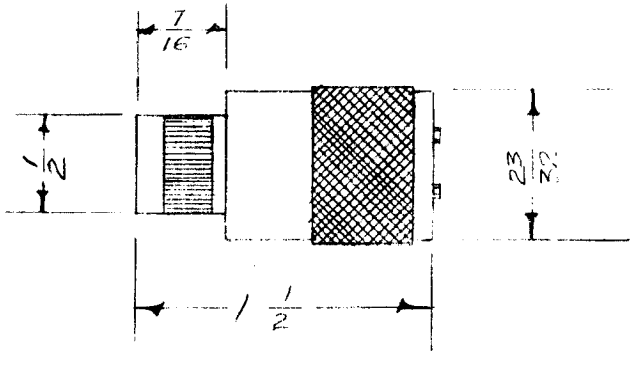

DIM. FOR REF. ONLY.

REF.: AMPHENOL 83-22SP

REQ.	ITEM	PART NO.	DESCRIPTION	SYMBOL
			THE TECHNICAL MATERIEL CORP. MAMARONECK, NEW YORK	
STOCK SIZE				
MATERIAL		WEIGHT PER PC.	CONNECTOR, PLUG	
			TWIN SERIES UHF	
TYPE & TEMPER			11-23-53	
			DRAWN / ELEC. DES. APP. / MECH. DES. APP.	
HEAT TREAT. SPEC.			CHECKED / FINAL APPROVAL	
FINISH & SPEC. NO.			UG-102/U	

ISSUE	ITEM	CHANGED FROM	DATE	CN. NO.	DRAFTS	CHECKER	ENG. APP.

TOLERANCES		SCALE FULL
ALL OTHERS	DEC. DIM. ± FRAC. DIM. ± ANGULAR DIM. ±	DRILL, PUNCH, COMMERCIAL STOCK SIZES AND MANUFACTURERS TOLERANCES ARE NOT INCLUDED.

FORM — 108