

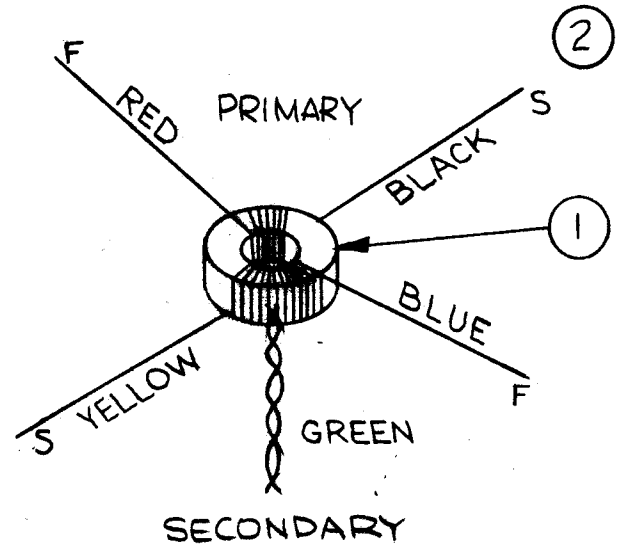
ELECTRICAL NOTE:

INDUCTANCE AND "Q" NOT CRITICAL ON THIS TRANSFORMER SINCE IT IS WOUND ON LOW FREQ. MATERIAL TO PRODUCE A BROADBAND EFFECT.

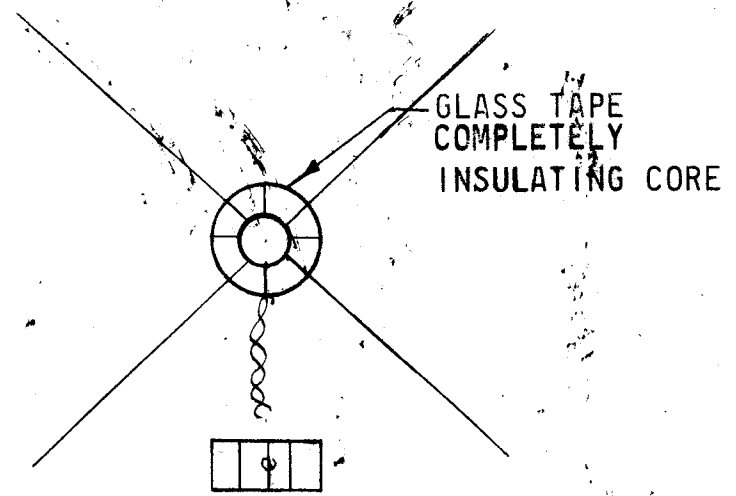
REVISIONS						
ZONE	LTR	DESCRIPTION	DATE	E.M.N.NO	DRAFT	CHKD APPD
	X	EXP. RELEASE	2-15-67	X	RME	
	X1	PRI & SEC WINDING REVERSED	4-6-67	X1		
	X2	"Q" & "L" TOL ADDED	4-10-67		L.A.K.	
	X3	ITEM 2 WAS WI141-28 & ITEM 3 WAS GL102 - WINDING PROC. 3, 5, EC UPDATED	6-2-67	X3	G.D.L.	
	Ø	ORIG. RELEASE FOR PROD		Ø	R.G.	
	A	ITEM 4 ADDED - 2 WAS WI141-28	11/20/67	18621		

WINDING PROCEDURE

1. WIND ITEM 4 ON ITEM 1 AS SHOWN.
2. WIND PRIMARY IN THE DIRECTION AS SHOWN, EQUALLY SPACED AS INDICATED, WITHOUT OVERLAPPING TURNS.
3. WIND SECONDARY IN SAME MANNER AS PRIMARY, WITHOUT OVERLAPPING TURNS.
4. STAKE LEADS SECURELY WITH GL130.
5. SLIP SLEEVING OVER WIRE TO REQUIRED LENGTH AS SHOWN.
6. BAKE FOR 1/2 HOUR AT 180°F TO REMOVE MOISTURE.
7. COAT COIL & CORE WITH GL130 AND BAKE FOR 1/2 HOUR AT 150°F.
8. SEE ELECTRICAL NOTE.

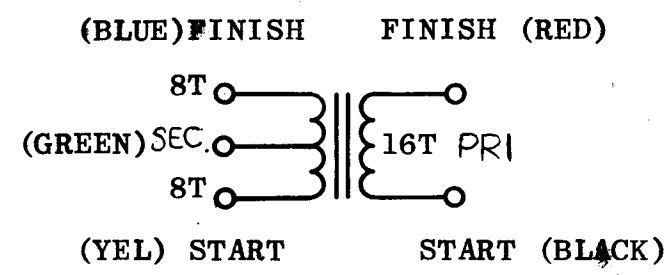


SCHEMATIC



ELECTRICAL SPECIFICATION

PRIMARY	TEST "F"	"Q"	"L" ±20%	SECONDARY	TEST "F"	"L" ±20%	"Q"
16 TURNS	795 kHz	>10	250 uH	> 16 TURNS CT	795 kHz	250 uH	>10



REQ'D	ITEM	PART NUMBER	DESCRIPTION	SYM.
X	4	TA108-1	INS. TAPE EL-GL	
X	3	GL130	ADHESIVE, Q-DOPE	
	2	WI141-28	WIRE, ELECTRICAL MAGN, HT	
1	1	CI127-7	CORE, TOROID	

O. POSE

FINAL APPROVAL: [Signature] DATE: 2/15/67

MECH. DES. DATE: [Blank]

ELECT. DES. DATE: 7/16/67

CHECKED: [Signature] DATE: 8/30/67

DRAWN: RME DATE: 2-15-67

M/L: [Signature] 8/31/67

THE TECHNICAL MATERIEL CORP.  
MAMARONECK, NEW YORK

TRANSFORMER, RF

SIZE	CODE IDENT. NO.	DWG NO.	ISSUE
B	82679	TZ 216	A

SCALE: [Blank] SHEET OF: 1

QTY / UNIT	MODEL USED ON	ASS'Y NO.	DECIMALS	FRACTIONS	TOLS.	ANGLES
1	LFE-1	A4525	.X ± .05	1/64		
1	MMX-( )	A4525	.XX ± .01			
			.XXX ± .005			0° - 30'

APPLICATION: S401-451 CODE: A

NOTICE TO PERSONS RECEIVING THIS DRAWING: THE TECHNICAL MATERIEL CORPORATION claims proprietary right in the material disclosed hereon. This drawing is issued in confidence for engineering information only and may not be reproduced or used to manufacture anything shown hereon without permission from THE TECHNICAL MATERIEL CORPORATION to the user. This drawing is loaned for mutual assistance and is subject to recall at any time.