REQ. PER UNIT	USED ON MODEL	ASS'Y. NO.	DATE	TT252	Ø
2	PFCB-1		10-21-64		

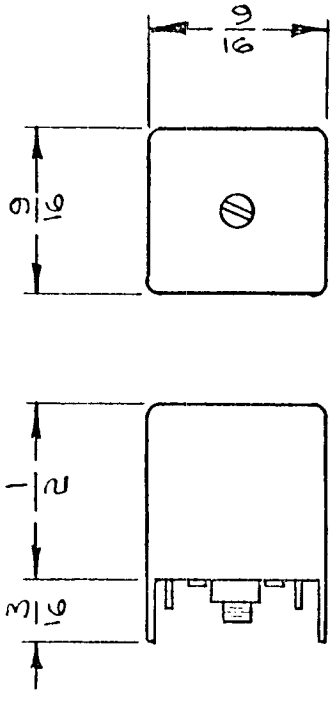

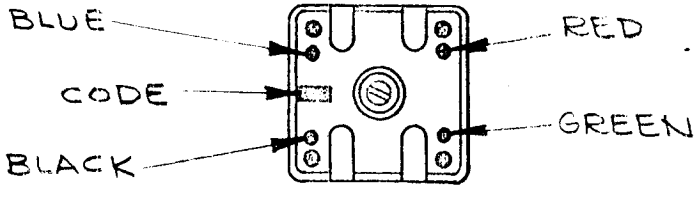

ELECTRICAL SPECS.
(WITH SLUG INSERTED)

OPERATING FREQUENCY:
INDUCTANCE @ 2.5MC
PRIMARY: 25.3 μh ±5%
SECONDARY: NOT RATED
"Q"(PRIMARY)@1MC: 40 MIN.

MECHANICAL SPEC.

TURNS
PRIMARY: 48
SECONDARY: 3
COLOR CODE: RED
CASE: COPPER CAN
CASE FINISH: TIN-PLATED
QUANTITY TERM: 4
MATERIAL:
CORE & SLUG: POWER IRON

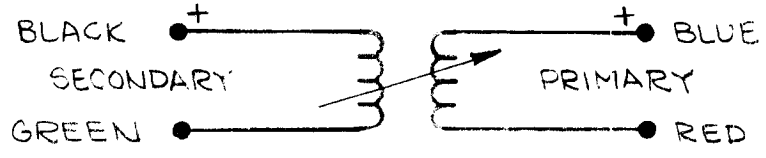

+ INDICATES START OF WINDING

SCHEMATIC DIAGRAM

SYM	DESCRIPTION	DATE	CH. NO.	DRAFTS	CHECKER	ENG. APP.
Ø	ORIGINAL RELEASE		Ø			
X	EXPER. RELEASE	10-21-64	X			

UNLESS OTHERWISE SPECIFIED
DIMENSIONS ARE IN INCHES AND INCLUDE
CHEMICALLY APPLIED OR PLATED FINISHES

TOLERANCES
DECIMALS .X ±.05 .XX ±.01 .XXX ±.005
FRACTIONS ± 1/64
ANGLES ± 0° 30'

SCALE 2A3968

CODE A

REQ.	ITEM	PART NO.	DESCRIPTION	SYMBOL

STOCK SIZE

MATERIAL

TYPE & TEMPER | HEAT TREAT. SPEC.

FINISH & SPEC. NO.

GELLMAN

THE TECHNICAL MATERIEL CORP.
MAMARONECK, NEW YORK

TRANSFORMER, RF, ADJUSTABLE

DRAWN | CHECKED | FINAL APPROVAL

ELEC. DES. APP. | MECH. DES. APP.

TT252 Ø