

IF IT IS FOUND DESIRABLE TO CHANGE ANY TOLERANCE OR OTHER DETAIL SPECIFIED ON THIS DRAWING NOTIFY THE PURCHASER PROMPTLY

MAXIMUM ALLOWABLE TOLERANCES HAVE BEEN DETERMINED AND DEVIATIONS WILL BE CAUSE FOR REJECTION REMOVE ALL BURRS AND SHARP EDGES

DIMENSIONS IN INCHES UNLESS OTHERWISE SPECIFIED

ISSUE	ITEM	CHANGED FROM	DATE	CN NO	DRAFTS	CHECKER	ENG APP
0		REL. TO PROD.	JAN 30/68		RPL		[Signature]
A		REV. AS PER CEMN	DEC 7/72	1208	PVM		[Signature]

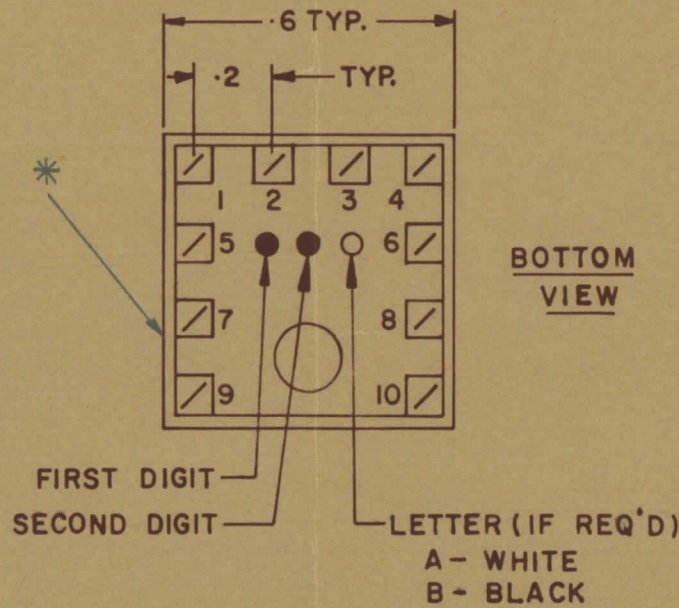
TT10002-23A A

NOTE:-

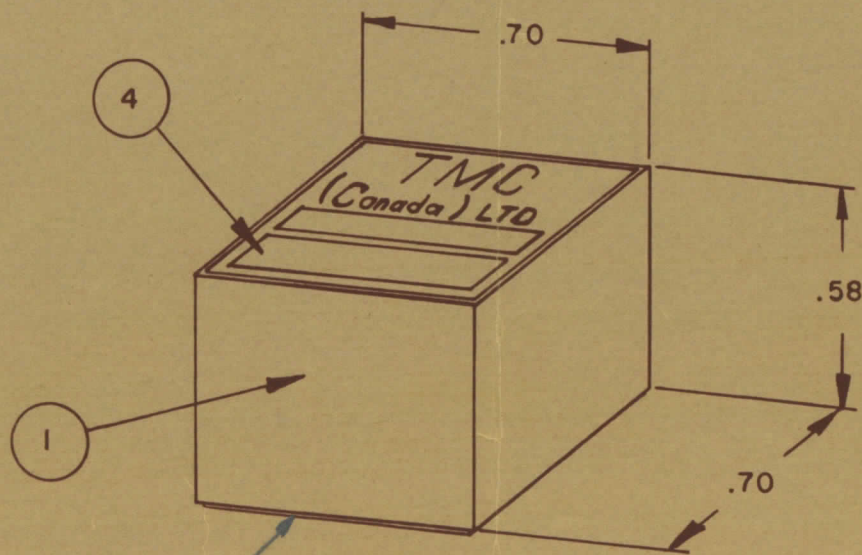
- 1- COLOUR CODE INDICATES LAST TWO DIGITS AND LETTER IN TMC PART NO.
- 2- * -INDICATES POSITION OF NAMEPLATE.

ASSEMBLY INSTRUCTIONS:-

1. WIND 17 TURNS OF ITEM 3 AS SHOWN IN SKETCH 1.
2. WIND TURNS OF ITEM AS SHOWN IN SKETCH 2.
3. WIND TURNS OF ITEM AS SHOWN IN SKETCH 3.
4. DIP COIL IN ITEM 5 AND BAKE FOR 1/2 HR. AT 125 °F.
5. REMOVE 1 TURNS FROM THE PRIMARY IF NECESSARY TO OBTAIN THE FOLLOWING AT TEST FREQ. OF 2.5 MHZ.
 - a) INDUCTANCE IN μ H. 15 \pm 1.5.
 - b) Q MINIMUM .
6. MAXIMUM NUMBER OF TURNS TO BE REMOVED 1.
7. MOUNT TRANSFORMER ON BASE & CONNECT WIRES TO CORRESPONDING PINS.
8. INSTALL ITEM 7 & BETWEEN PINS 1 & 9.
9. INSTALL ITEM 3 & BETWEEN PINS 2 & 9.
10. INSTALL ITEM 8 BETWEEN PINS 4 & 9.
11. POT TRANSFORMER USING ITEM 6 AS PER SPEC. S10149.
12. COLOUR CODE BOTTOM OF TRANSFORMER RED, ORN, WHT..
13. INSTALL NAMEPLATE.



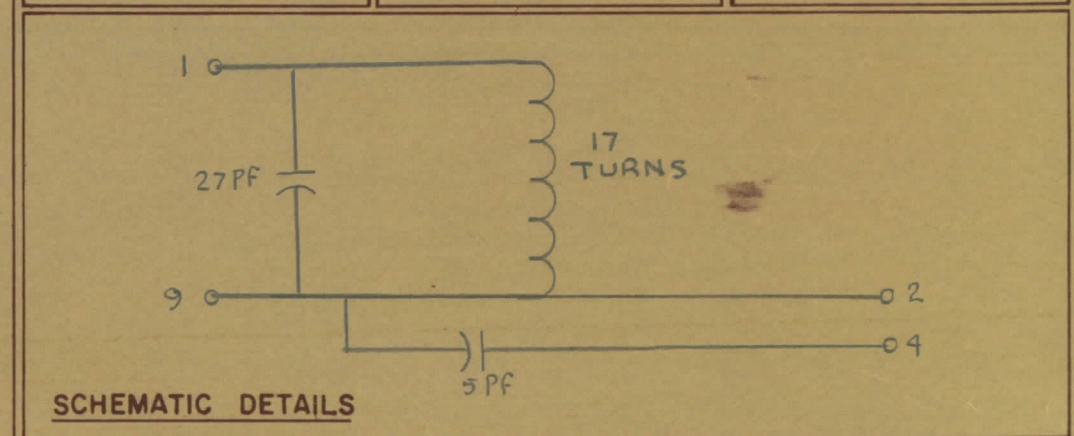
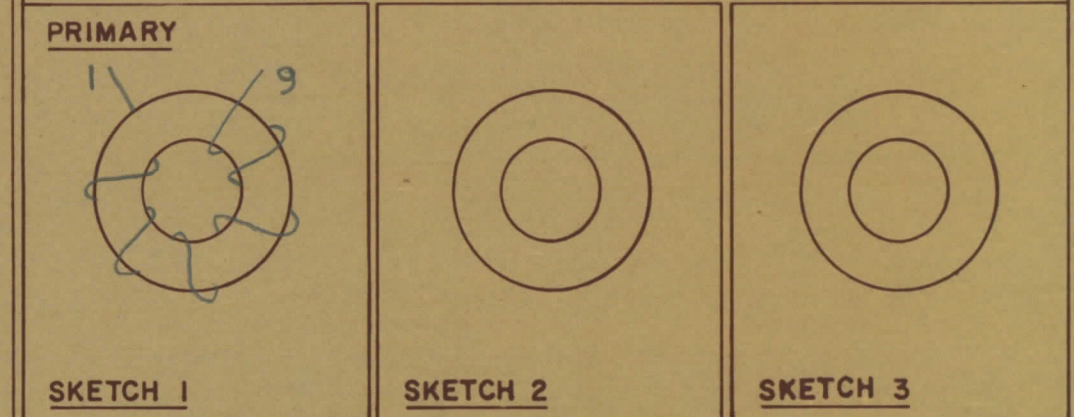
COLOUR CODE MARKING



TYPICAL FOR ALL SKETCHES

REQ	ITEM	PART NO	DESCRIPTION	SYMBOL
1	1	BPI0011	COIL CASE ASSEMBLY	
1	2	CI-10011-1-Q1	CORE	
AR	3	WI-123-28	WIRE MAGNET	
1	4	NP 10157	NAMEPLATE	
AR	5	GL130	Q-DOPE	
AR	6	GL10005-3110 H	ENCAPSULANT	
1	7	CK05Bx270K	CAPACITOR, FIXED	
1	8	CM10002-C-050K	CAPACITOR, FIXED	
	9			
	10			
	11			
	12			

—: DIRECTION OF WINDING TO BE CLOSELY FOLLOWED AS SHOWN IN SKETCHES. ALL LEADS TO BE 1 INCH LONG. TIN LEADS BACK 3/4 INCH.



TOLERANCES UNLESS OTHERWISE SPECIFIED	SCALE
ALL OTHERS	
DEC DIM	.X = .05
FRAC DIM	.XX = .01
ANGULAR DIM	.XXX = .005

MODEL	PROJECT NO	ASSY NO	DATE
TTRR(2A)D	067/68		29 JAN 68

STOCK SIZE		TMC (Canada) LIMITED OTTAWA ONTARIO	
MATERIAL		TRANSFORMER RF,	
WEIGHT PER PC		TUNED	
TYPE & TEMPER		E.T.	[Signature]
HEAT TREAT SPEC		RPL	[Signature]
FINISH & SPEC NO		CHECKED	FINAL APPROVAL
			TT 10002-23A A