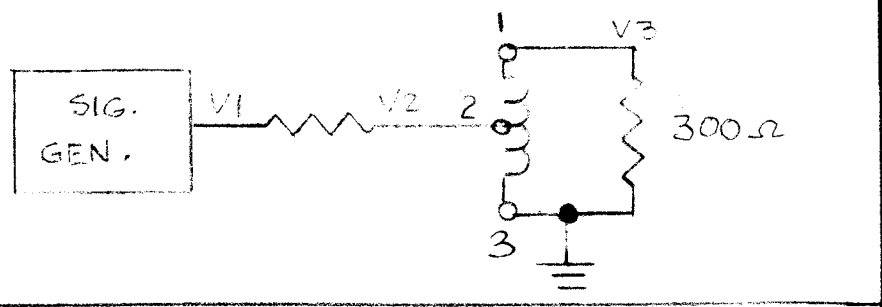
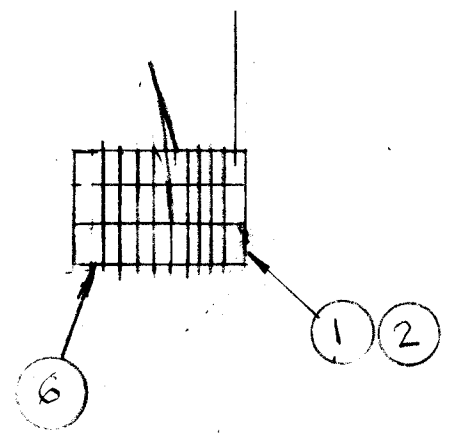
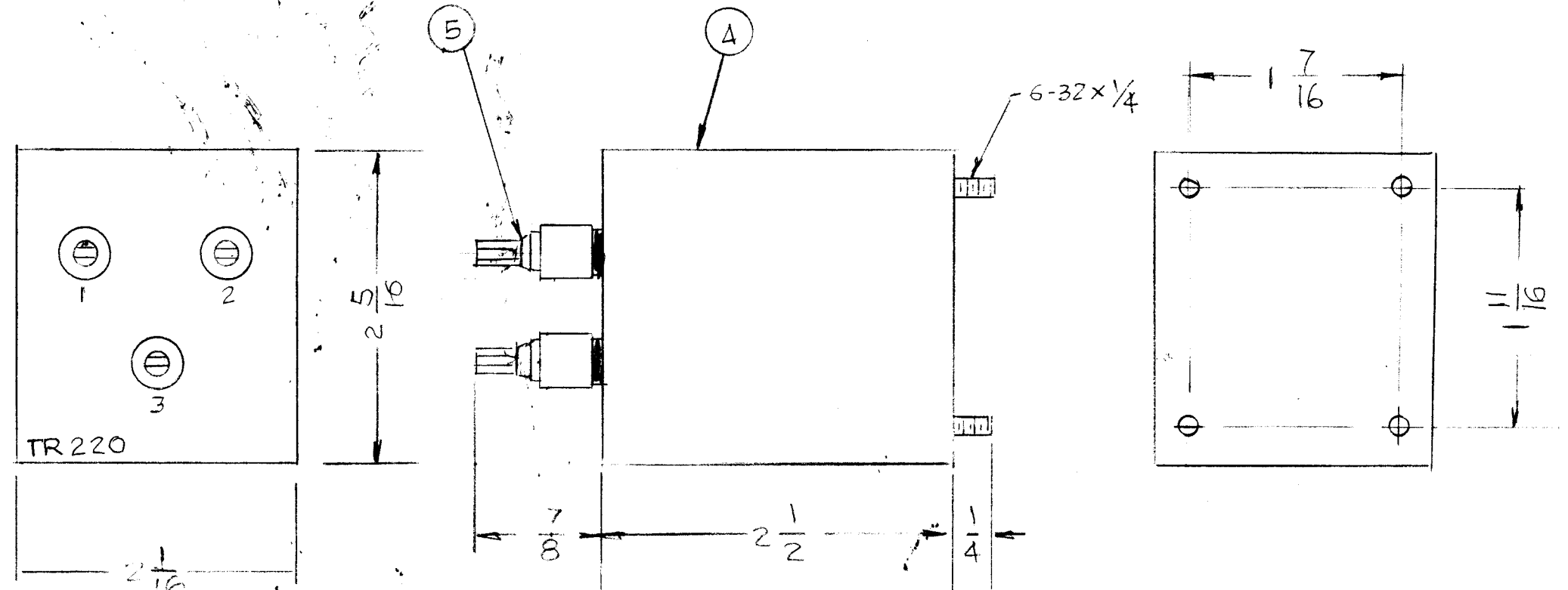
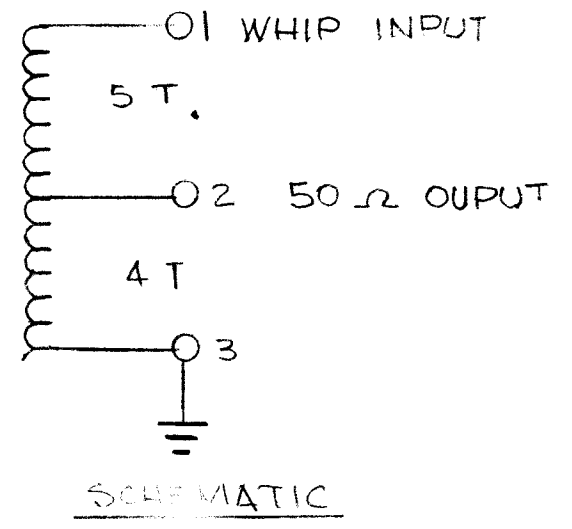


FM Hz	V1	V2	V3
2	1	.5	1
16	1	.5	1
30	1	.55	.95



REVISIONS							
EM.N.NO.	DRAFT	CHKD	ZONE	LTR	DESCRIPTION	DATE	APPROVED



REQ'D	ITEM	PART NUMBER	DESCRIPTION	SYM.
X	0	TA109-B	TAPE	
3	5	TE101-1	SLOTTED BUSLING	
1	4	BX120	BOX	
X	3	GL106	POTTING COMPOUND	
X	2	WI123-18	WIRE ELC. MAGNETIC	
3	1	CI104-	CODE	

LIST OF MATERIAL

THE TECHNICAL MATERIEL CORP.
MAMARONECK, NEW YORK

TRANSFORMER R.F.
120W 50 OHM 300 UNBALANCE

SIZE	CODE IDENT. NO.	DWG NO.	ISSUE
B	82679	TR 220	0

SCALE 1:1 SHEET OF

QTY / UNIT	MODEL USED ON	ASS'Y NO.
APPLICATION		
CODE		
<p>NOTICE TO PERSONS RECEIVING THIS DRAWING THE TECHNICAL MATERIEL CORPORATION claims proprietary right in the material disclosed hereon. This drawing is issued in confidence for engineering information only and may not be reproduced or used to manufacture anything shown hereon without permission from THE TECHNICAL MATERIEL CORPORATION to the user. This drawing is loaned for mutual assistance and is subject to recall at any time.</p>		
MATERIAL		
FINISH		

UNLESS OTHERWISE SPECIFIED DIMENSIONS ARE IN INCHES AND INCLUDE CHEMICALLY APPLIED OR PLATED FINISHES	FINAL APPROVAL	DATE
DECIMALS .X ± .05 .XX ± .01 .XXX ± .005	GDL	7/9/93
FRACTIONS 1/64 ANGLES 0°-30'		DATE
	CHECKED	DATE
	DRAWN	DATE
		7-9-92