TMC PT. NO.	MFR NO.	# OF TERM.	PICTORIAL
TM-121-1	M-121 (W/ 1/8 Mtg. Hole).	3	1
TM-121-2	M-11211 (W/ 1/8 Mtg Hole)	5	2
TM-121-3	M-12 (W/ 1/8 Mtg. Hole)	2	3
TM-121-4	M-131 (W/ 1/8 Mtg. Hole)	3	4

REQ. PER UNIT	USED ON MODEL	ASS'Y. NO.	DATE
			7-27-60

TM-121 B

PICTORIAL-1

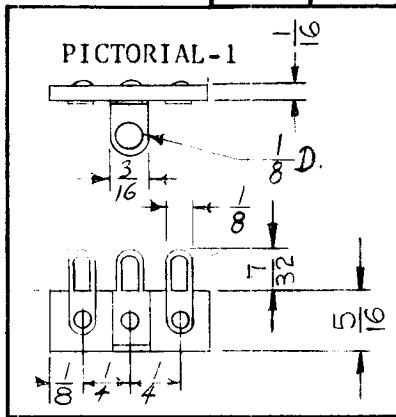

PICTORIAL-2

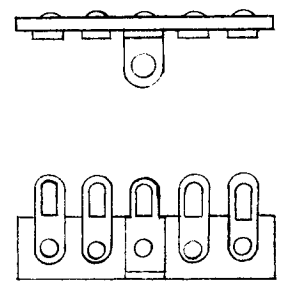

PICTORIAL-3

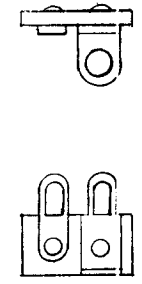

PICTORIAL-4

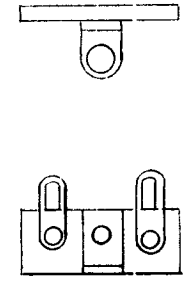

NOTES:

1. All dimensions shown in Pictorial 1 are typical for all other types unless otherwise specified.
2. Lugs & brackets= Brass, Cadmium Plated.
3. Insulation Board= XP Phenolic, 1/16 Thk, Natural.

ISSUE	ITEM	CHANGED FROM	DATE	CH. NO.	DRAFTS	CHECKER	ENG. APP.
B	1	TM-121-4 ADDED	3-9-62	6493	A.F.	[illegible]	[illegible]
△	2	Drawing Revised & Clarified	12-26-61	6084	E.A.	[illegible]	[illegible]
	1	TM-121-2,3 Added					

TOLERANCES

DEC. DIM. ±
FRAC. DIM. ±
ANGULAR DIM. ±

SCALE: S401-150

MAXIMUM ALLOWABLE TOLERANCES HAVE BEEN DETERMINED AND ANY DEVIATIONS WILL BE CAUSE FOR REJECTION. REMOVE ALL BURRS AND SHARP EDGES

REQ.	ITEM	PART NO.	DESCRIPTION	SYMBOL

STOCK SIZE

MATERIAL

TYPE & TEMPER | HEAT TREAT. SPEC.

FINISH & SPEC. NO.

THE TECHNICAL MATERIEL CORP.
MAMARONECK, NEW YORK

TERMINAL STRIP
MINIATURE

DRAWN | CHECKED | FINAL APPROVAL

R.D.S.

ELEC. DES. APP. | MECH. DES. APP.

TM-121 B

FORM 108-A