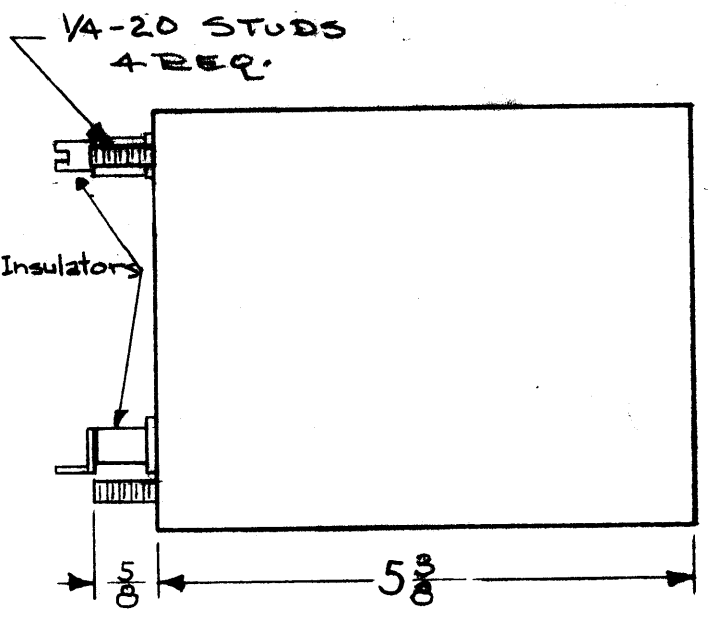
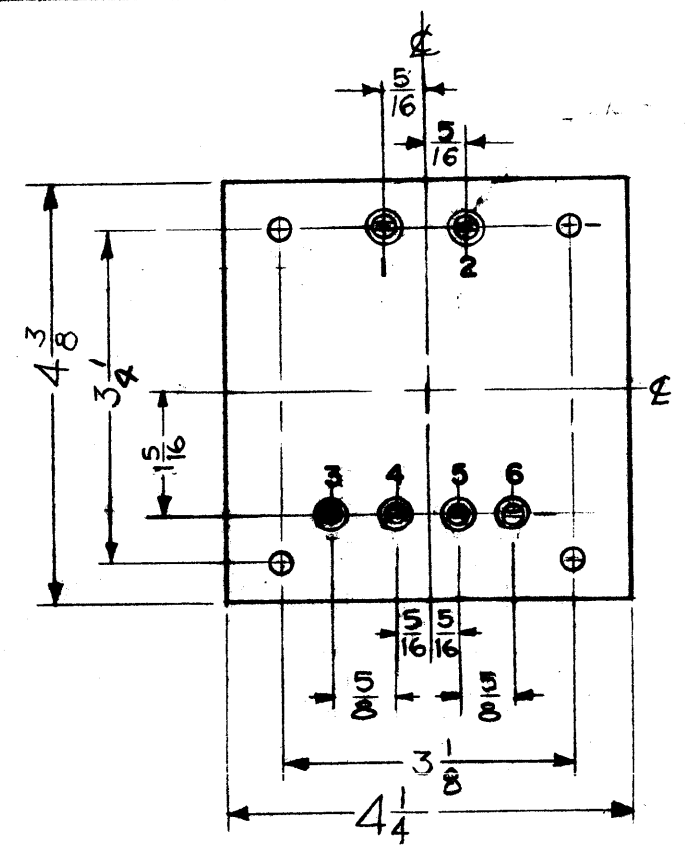


TF-214 B

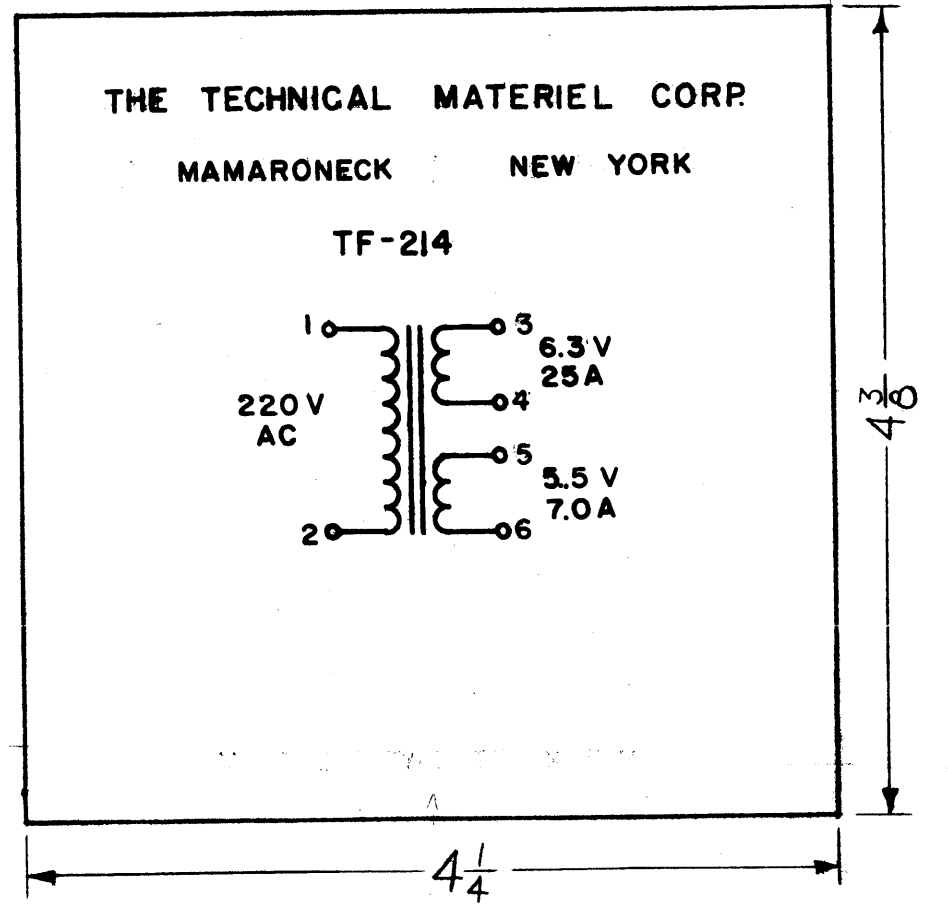


**ELECTRICAL SPECIFICATIONS**  
 PRIMARY - 220 V AC  
 SECONDARY - 6.3 V AT 25 AMPS  
 5.5 V AT 7 AMPS  
 WORKING VOLTAGE - 2500  
 TEST VOLTAGE - 5000

**MECHANICAL SPECIFICATIONS**  
 CASE - RECTANGULAR, STEEL, MIL. TYPE YY,  
 HERMETICALLY SEALED  
 FINISH - TMC SMOOTH GRAY ENAMEL (S-115)  
 EXCEPT TERMINAL END  
 SIZE -  
 STAMPING - TERMINALS SHALL BE METAL STAMPED,  
 OPPOSITE END SHALL BE STAMPED IN  
 BLACK GOTHIC (SEE STAMPING DETAIL)

NOTE: MANUFACTURED IN ACCORDANCE WITH MIL SPEC T-27-A EXCEPT THAT MIL SPEC T-27-A SHALL NOT APPEAR ON CASE AND QUALIFICATION TESTING IS NOT REQUIRED.

MODEL: SPT-40K FUNCTION: FILAMENT TRANSFORMER, CROW BAR



STAMPING DETAIL  
 LETTERING BLACK GOTHIC

ISSUE	ITEM	CHANGED FROM	DATE	CH. NO.	DRAFTS	CHECKER	ENG. APP.
B		TEMP. 8, 4, 5, 6	2.3.67	17770	WFO	WFO	WFO
A	1	NOTE ADDED (MIL T-27A)	6.30.60	2572	WFO	WFO	WFO

TOLERANCE: A  
 DEC. DIM. ±  
 FRAC. DIM. ±  
 ANGULAR DIM. ±

MAXIMUM ALLOWABLE TOLERANCES HAVE BEEN DETERMINED AND ANY DEVIATIONS WILL BE CAUSE FOR REJECTION. REMOVE ALL BURRS AND SHARP EDGES

REQ. PER UNIT	1	MODEL	SPT-40K	PROJECT NO.		ASBY. NO.		DATE	12-22-60
---------------	---	-------	---------	-------------	--	-----------	--	------	----------

REQ.	ITEM	PART NO.	DESCRIPTION	SYMBOL
			THE TECHNICAL MATERIEL CORP. MAMARONECK, NEW YORK	
			TRANSFORMER, POWER	
			DISTRIBUTION (STEP-DOWN)	
			TF-214	B