

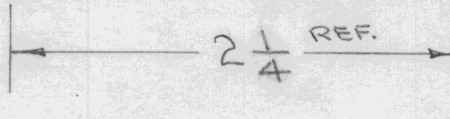
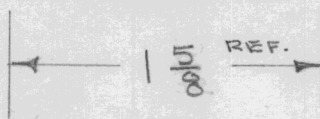

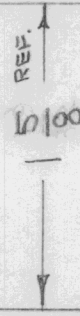
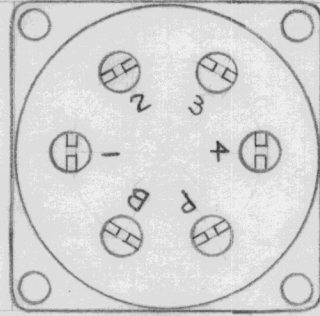
IF IT IS FOUND DESIRABLE TO CHANGE ANY TOLERANCE OR OTHER DETAIL SPECIFIED ON THIS DRAWING NOTIFY THE PURCHASER PROMPTLY.

TF-125 A

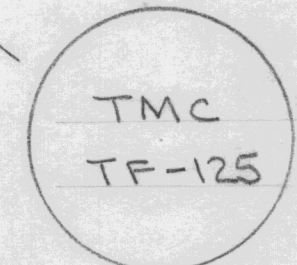
MAXIMUM ALLOWABLE TOLERANCES HAVE BEEN DETERMINED AND DEVIATIONS WILL BE CAUSE FOR REJECTION. REMOVE ALL BURRS AND SHARP EDGES

USED ON

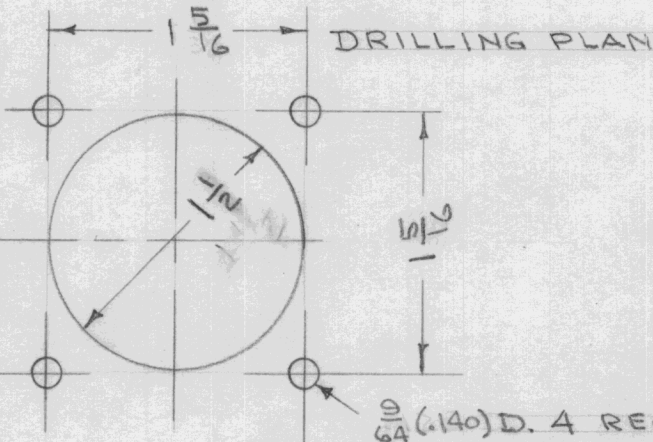
MODEL	PROJECT NO.	ASS'Y. NO.	DATE



APPLICATION - TRIODE PLATE TO LINE
 PRI. IMP. - 15,000 Ω
 SEC. IMP. - 50, 200, 500 Ω
 CASE NO. - RC-50



STAMP TOP AS SHOWN
 LETTERING 1/8 HIGH



REQ.	ITEM	PART NO.	DESCRIPTION	SYMBOL
	#		THE TECHNICAL MATERIEL CORP.	
		STOCK SIZE	MAMARONECK, NEW YORK	
	#	#	TRANSFORMER	
		MATERIAL		
		WEIGHT PER PC.		
		TYPE & TEMPER	C.D.D. 8-27-53	Ao Jo Jo
			DRAWN	ELEC. DES. APP. MECH. DES. APP.
		HEAT TREAT. SPEC.	JADe	Ao Jo Jo
			CHECKED	FINAL APPROVAL
		FINISH & SPEC. NO.		TF-125 A

A	1	TMC NO Added	10/14/53	1	JADe	CDD	WSD
ISSUE	ITEM	CHANGED FROM	DATE	CN. NO.	DRAFTS	CHECKER	ENG. APP.

TOLERANCES		SCALE	S401-29 (CG-140)
ALL OTHERS	DEC. DIM. ± FRAC. DIM. ± ANGULAR DIM. ±	C	DRILL, PUNCH, COMMERCIAL STOCK SIZES AND MANUFACTURERS TOLERANCES ARE NOT INCLUDED.