

IF IT IS FOUND DESIRABLE TO CHANGE ANY TOLERANCE OR OTHER DETAIL SPECIFIED ON THIS DRAWING NOTIFY THE PURCHASER PROMPTLY.

STANDARD DRAWING

TF 122 | B

MAXIMUM ALLOWABLE TOLERANCES HAVE BEEN DETERMINED AND DEVIATIONS WILL BE CAUSE FOR REJECTION. REMOVE ALL BURRS AND SHARP EDGES

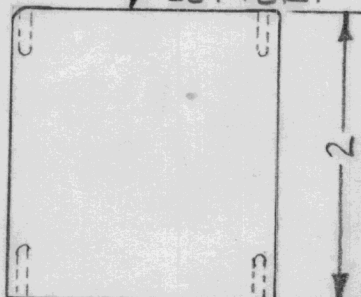
USED ON

MODEL	PROJECT NO.	ASS'Y. NO.	DATE
RSA	170		6/18/53

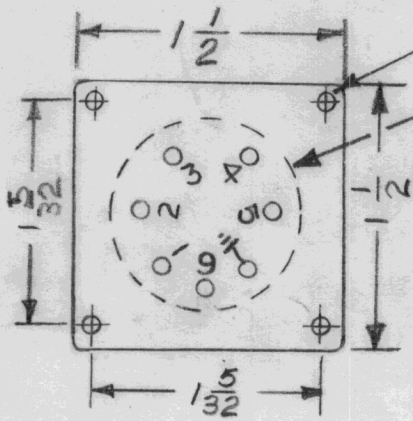
STAMP TMC PART NUMBER 1/8" HIGH BLACK GOTHIC W/LATEST REV. LETTER.

SPECIFICATIONS

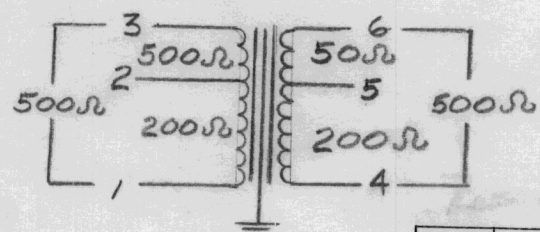
PRIMARY IMPEDANCE: 50,200-250,500-600Ω  
 PRIMARY RESISTANCE: 28Ω  
 MAX. LEVEL: +15DBM or 30MW  
 UNBALANCED D.C.: ZERO  
 SECONDARY IMPEDANCE: 50,200-250, 500-600Ω  
 FREQUENCY RESPONSE: ±2DB 30-30KC  
 SHIELDING: ELECTROSTATIC  
 TERMINALS: STYLE-OPTIONAL, QUANTITY-7  
 HIPOT: 500VDC



SEE TERMINAL SPECIFICATIONS



4-40x<sup>15</sup>/<sub>64</sub> DEEP MIN. (8 PLACES).  
 1/8 DIA. MAX. CLEARANCE.



STAMP TOP AS SHOWN  
 SHIELDING 1/8" HIGH

REQ.	ITEM	PART NO.	DESCRIPTION	SYMBOL
			<b>THE TECHNICAL MATERIEL CORP.</b> MAMARONECK, NEW YORK	
STOCK SIZE			TRANSFORMER, AUDIO	
MATERIAL		WEIGHT PER PC.		
TYPE & TEMPER			EAM	
HEAT TREAT. SPEC.			DRAWN	
FINISH & SPEC. NO.			ELEC. DES. APP. MECH. DES. APP.	
GRAYENAMEL			CHECKED	
			FINAL APPROVAL	
			TF 122   B	

B	1	REVISED COMPLETELY	10/6/53	14905	REV.	JRS	P
ISSUE	ITEM	CHANGED FROM	DATE	CN. NO.	DRAFTS	CHECKER	ENG. APP.

TOLERANCES  
 SCALE 5401-29(A-21)  
 ALL OTHERS DEC. DIM. ±  
 FRAC. DIM. ±  
 ANGULAR DIM. ±  
 DRILL, PUNCH, COMMERCIAL STOCK SIZES AND MANUFACTURERS TOLERANCES ARE NOT INCLUDED.