

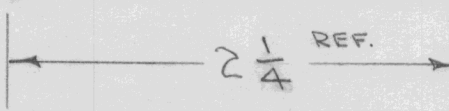


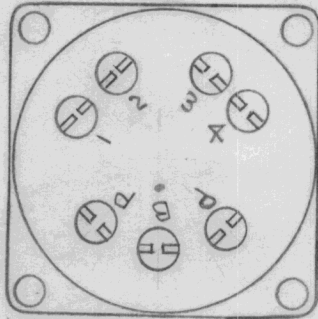
IF IT IS FOUND DESIRABLE TO CHANGE ANY TOLERANCE OR OTHER DETAIL SPECIFIED ON THIS DRAWING NOTIFY THE PURCHASER PROMPTLY.

MAXIMUM ALLOWABLE TOLERANCES HAVE BEEN DETERMINED AND DEVIATIONS WILL BE CAUSE FOR REJECTION. REMOVE ALL BURRS AND SHARP EDGES

TF-114 A


USED ON

MODEL	PROJECT NO.	ASS'Y. NO.	DATE
XFD-1	160	A-322	
DCU			



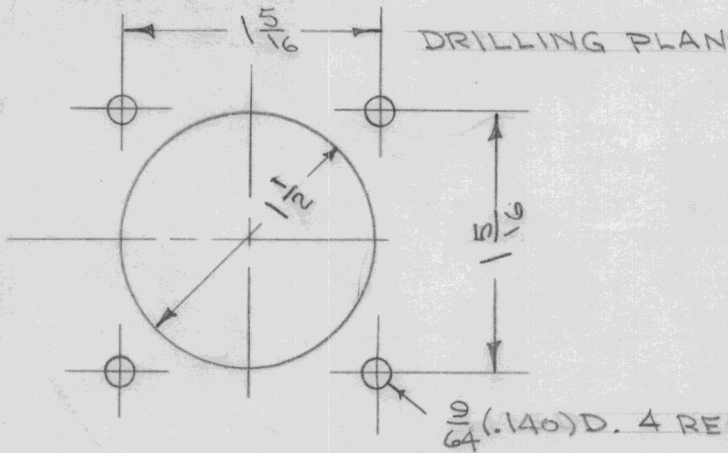
APPLICATION - PP TRIODE PLATES TO LINE.

PRI. IMP. - 30,000 Ω P to P  
 SEC. IMP. - 50 Ω, 200 Ω, 500 Ω  
 CASE - RC-50



STAMP TOP AS SHOWN  
 LETTERING 1/8 HIGH

REF. UNITED TRANSFORMER CORP. CG-141



REQ.	ITEM	PART NO.	DESCRIPTION	SYMBOL
	#		THE TECHNICAL MATERIEL CORP.	
		STOCK SIZE	MAMARONECK, NEW YORK	
	#	#	TRANSFORMER	
		MATERIAL		
		WEIGHT PER PC.		
		TYPE & TEMPER	C.D.D. 8-27-53	A <sub>0</sub> J <sub>0</sub> J <sub>0</sub>
			DRAWN	ELEC. DES. APP. MECH. DES. APP.
		HEAT TREAT. SPEC.	JA	WDC
			CHECKED	FINAL APPROVAL
		FINISH & SPEC. NO.		TF-114 A

A	1	REDRAWN - SPECS. ADDED	8-27-53	1	C.D.D.	JA	WDC
ISSUE	ITEM	CHANGED FROM	DATE	CN. NO.	DRAFTS	CHECKER	ENG. APP.

TOLERANCES		SCALE	5401-
ALL OTHERS	DEC. DIM. ± FRAC. DIM. ± ANGULAR DIM. ±	DRILL, PUNCH, COMMERCIAL STOCK SIZES AND MANUFACTURERS TOLERANCES ARE NOT INCLUDED.	

C