

IF IT IS FOUND DESIRABLE TO CHANGE ANY TOLERANCE OR OTHER DETAIL SPECIFIED ON THIS DRAWING NOTIFY THE PURCHASER PROMPTLY.

MAXIMUM ALLOWABLE TOLERANCES HAVE BEEN DETERMINED AND DEVIATIONS WILL BE CAUSE FOR REJECTION. REMOVE ALL BURRS AND SHARP EDGES

APPLICATION - Mixing, Low Impedance Mike, Pickup, or Multiple Line to Multiple Line

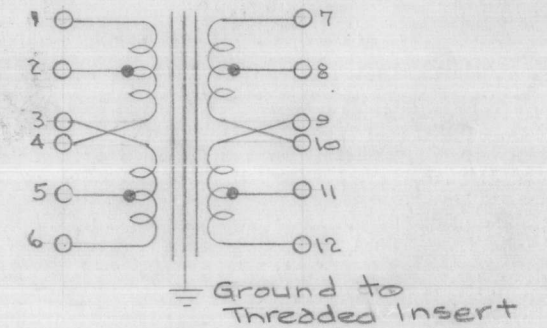
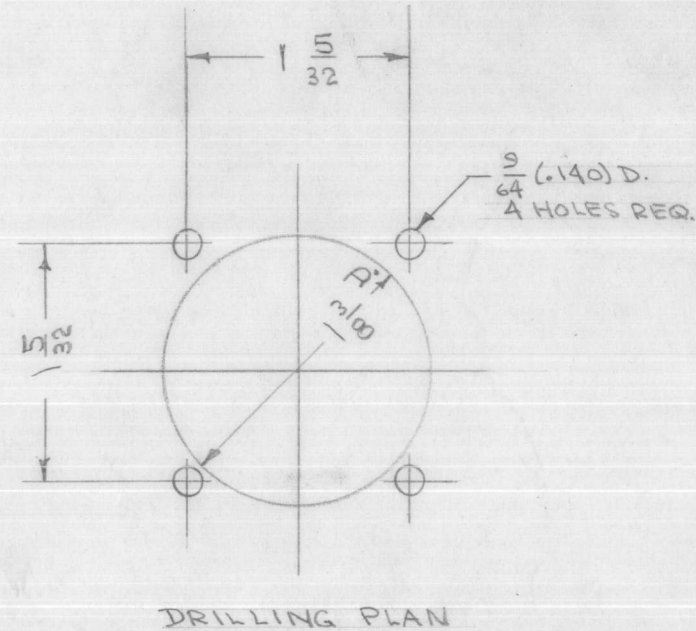

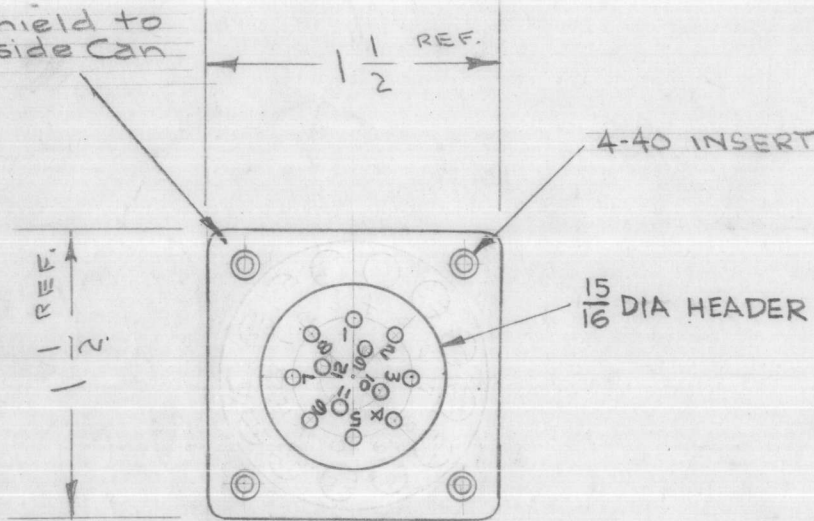
RESPONSE - ± 2 db from 30 to 20,000 cps

TF-124 D

TRANSFORMER CONNECTIONS

IMPEDANCE (OHMS)	PRIMARY CONNECT.		SECONDARY CONNECT.	
	CONNECT TO	JOIN	CONNECT TO	JOIN
50	2 & 4	2&3, 4&5	8 & 10	8&9, 10&11
125 (or 150)	1 & 4	1&3, 4&6	7 & 10	7&9, 10&12
200 (or 250)	2 & 5	3 & 4	8 & 11	9 & 10
333	1 & 5	3 & 4	7 & 11	9 & 10
500 (or 600)	1 & 6	3 & 4	7 & 12	9 & 10

Ground Shield to Insert Inside Can



SCHEMATIC

TMC
TF-124

STAMP TOP AS SHOWN
LETTERING 1/8 HIGH

ISSUE	ITEM	CHANGED FROM	DATE	CN. NO.	DRAFTS	CHECKER	ENG. APP.
D		ON PICT HEADER WAS 1-3/8 DIA. REF BERKSHIRE TRANSF DELETED MFRS CODE ADDED	6-12-53	9265	1	JAY	JAY
C	1	TERMINAL "G" REMOVED. Electrostatic shield will now be grounded to can	1/10/58	3	16	R.L.K.	A.J.J.
B	1	CONNECTION CHART ADDED	3/19/57	2	16	R.L.K.	A.J.J.
A	1	TMC NO ADDED	10/13/53	1	1	JAY	JAY

TOLERANCES	SCALE: 5-401-30 (BTC-325B)
ALL OTHERS DEC. DIM. \pm FRAC. DIM. \pm ANGULAR DIM. \pm	A DRILL, PUNCH, COMMERCIAL STOCK SIZES AND MANUFACTURERS TOLERANCES ARE NOT INCLUDED.

MODEL	PROJECT NO.	ASS'Y. NO.	DATE
RSA-1	170		10-6-53

REQ. ITEM	PART NO.	DESCRIPTION	SYMBOL
		THE TECHNICAL MATERIEL CORP. MAMARONECK, NEW YORK	
STOCK SIZE		TRANSFORMER, AUDIO	
MATERIAL		WEIGHT PER PC.	
TYPE & TEMPER		C.D.D. 10-5-53	A ₀ J ₀ J ₀
HEAT TREAT. SPEC.		DRAWN	ELEC. DES. APP. MECH. DES. APP.
FINISH & SPEC. NO.		CHECKED	FINAL APPROVAL
		TF-124 D	