

IF IT IS FOUND DESIRABLE TO CHANGE ANY TOLERANCE OR OTHER DETAIL SPECIFIED ON THIS DRAWING NOTIFY THE PURCHASER PROMPTLY.

RELEASED

MAXIMUM ALLOWABLE TOLERANCES HAVE BEEN DETERMINED AND DEVIATIONS WILL BE CAUSE FOR REJECTION. REMOVE ALL BURRS AND SHARP EDGES

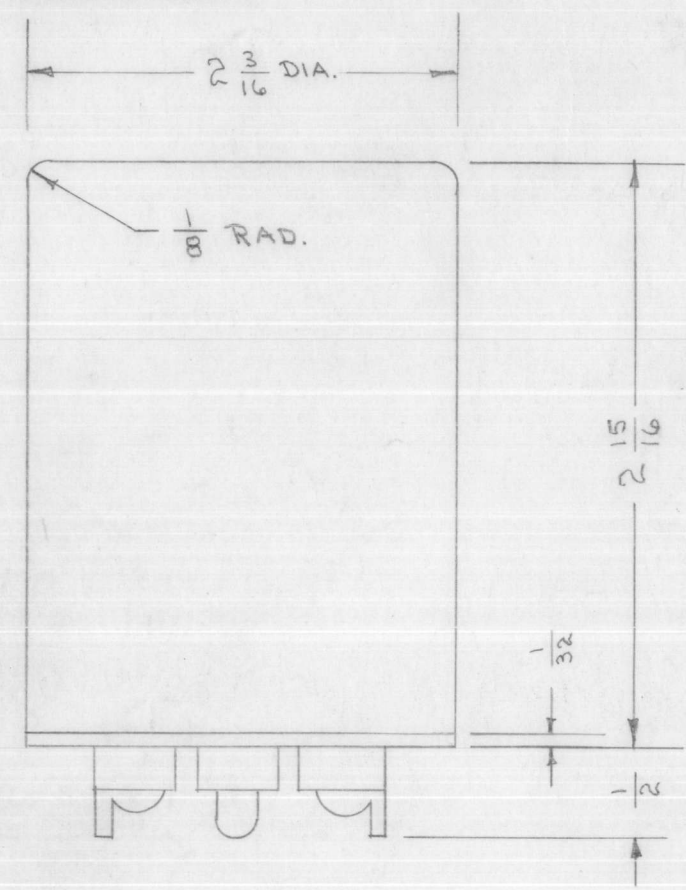
TF-109 B

NOTICE TO PERSONS RECEIVING THIS DRAWING

THE TECHNICAL MATERIEL CORPORATION claims proprietary right in the material disclosed hereon. This drawing is issued in confidence for engineering information only and may not be reproduced or used to manufacture anything shown hereon without permission from THE TECHNICAL MATERIEL CORPORATION to the user. This drawing is loaned for mutual assistance and is subject to recall at any time.

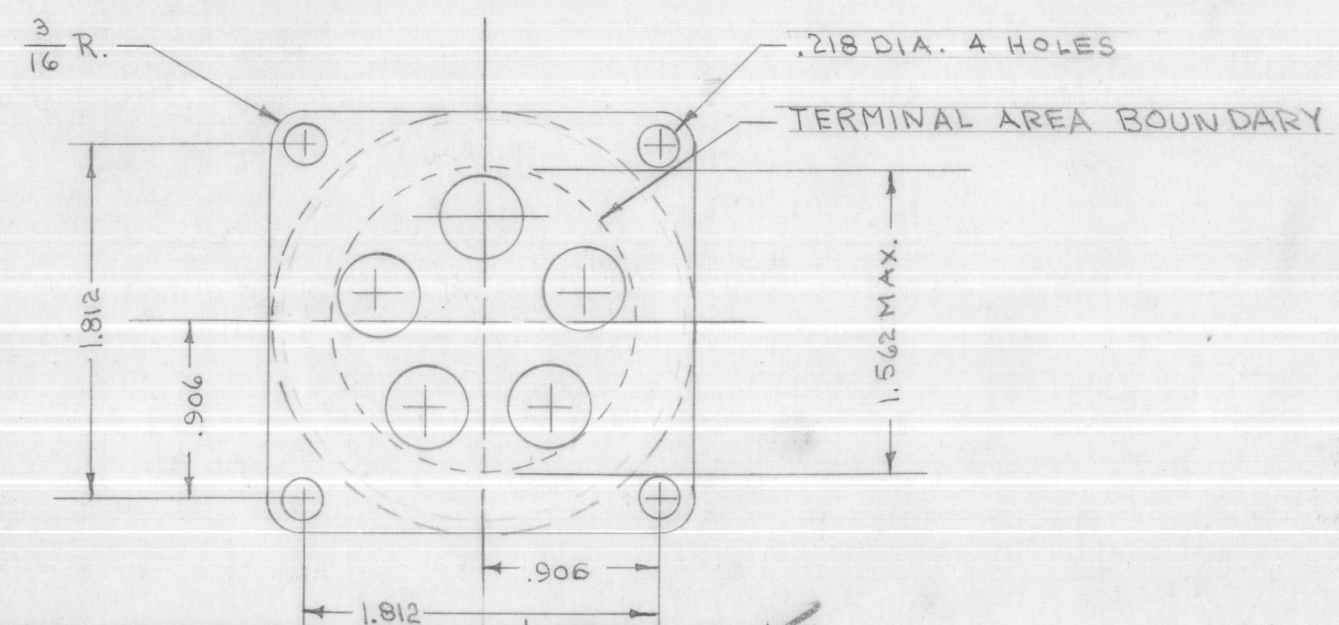
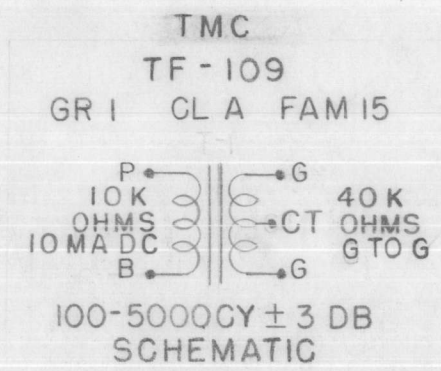
Property of:

THE TECHNICAL MATERIEL CORPORATION
MAMARONECK, NEW YORK



NOTES:

- 1- FINISH SHALL BE S-116 (SMOOTH BLACK ENAMEL)
- 2- SCHEMATIC DIAGRAM, TMC PART NO. (TF-109), MANUFACTURERS NAME AND PART NO. SHALL APPEAR ON TRANSFORMER.
- 3- MANUFACTURED IN ACCORDANCE WITH MIL SPEC T-27-A EXCEPT THAT MIL SPEC T-27-A SHALL NOT APPEAR ON CASE AND QUALIFICATION TESTING IS NOT REQUIRED.



B	1	NOTE ADDED (MIL T-27A)	6-28-60	2572				
A	1	TMC Added	10/12/53	1				
ISSUE	ITEM	CHANGED FROM	DATE	CN. NO.	DRAFTS	CHECKER	ENG. APP.	

TOLERANCES		SCALE: //
ALL OTHERS	DEC. DIM. ± .005 FRAC. DIM. ± 1/64 ANGULAR DIM. ±	A
DRILL, PUNCH, COMMERCIAL STOCK SIZES AND MANUFACTURERS TOLERANCES ARE NOT INCLUDED.		

MODEL	PROJECT NO.	ASS'Y. NO.	DATE
USED ON			

REQ.	ITEM	PART NO.	DESCRIPTION	SYMBOL
			THE TECHNICAL MATERIEL CORP. MAMARONECK, NEW YORK	
			TRANSFORMER, A.F.	
			(T-1)	
			C.O.D. 12-11-52	G.T.O
			DRAWN	ELEC. DES. APP. MECH. DES. APP.
			JAD 12-12-52	
			CHECKED	FINAL APPROVAL
			SEE NOTE	
			FINISH & SPEC. NO.	
			SUPERCEDES B-379-M	TF-109 B