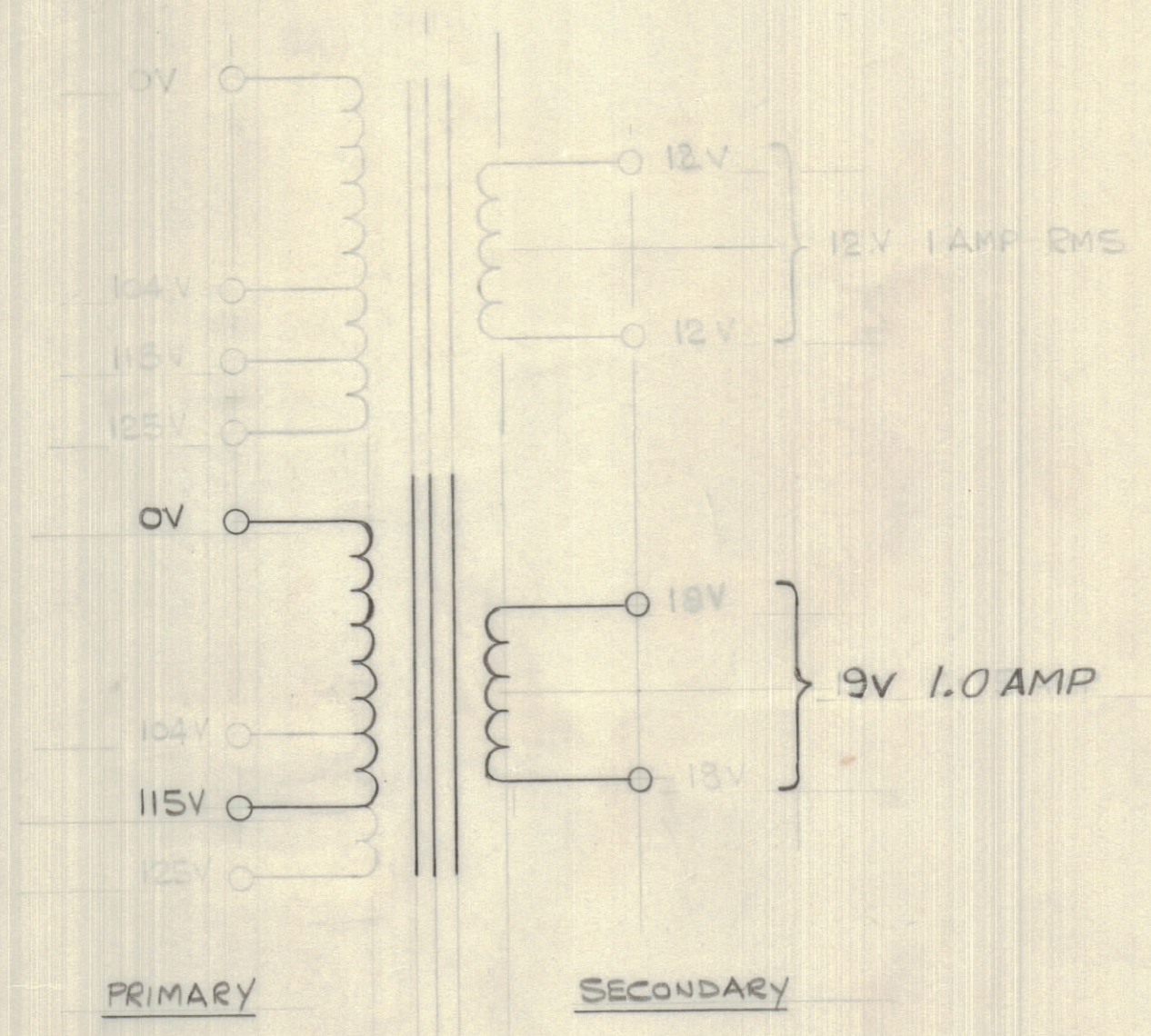
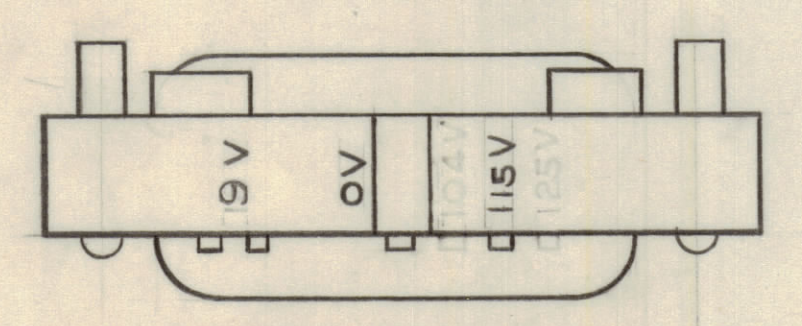
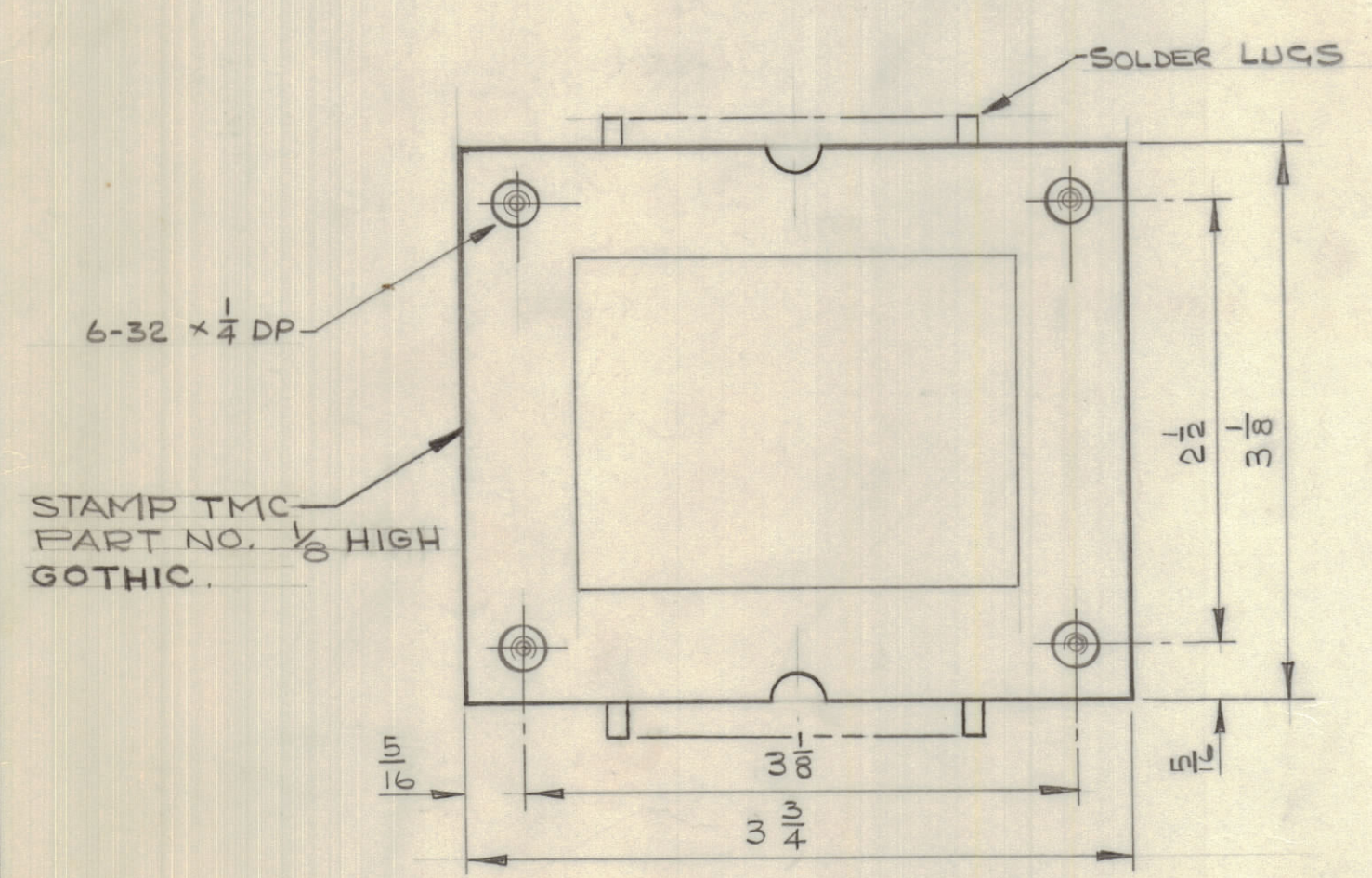
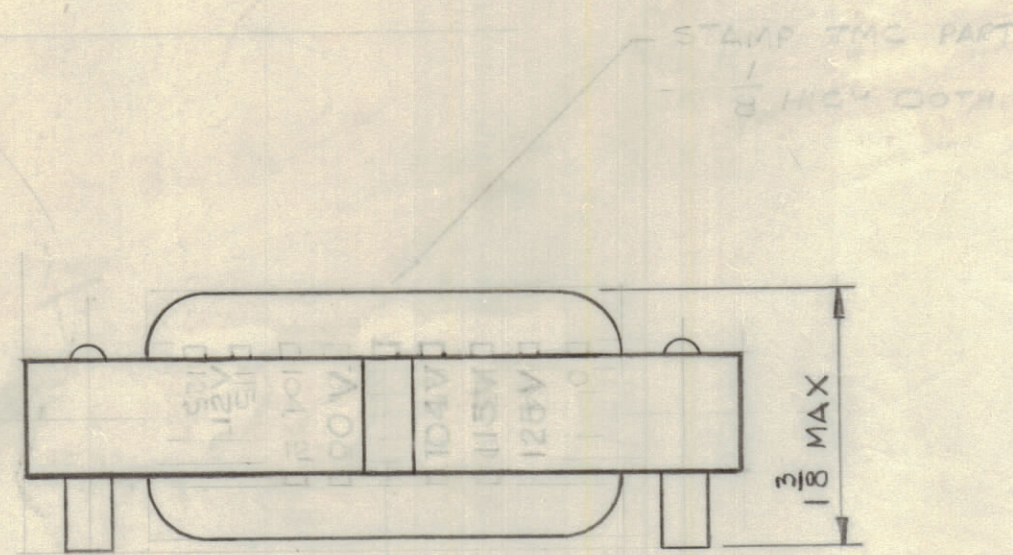


IF IT IS FOUND DESIRABLE TO CHANGE ANY TOLERANCE OR OTHER DETAIL SPECIFIED ON THIS DRAWING NOTIFY THE PURCHASER PROMPTLY.		DIMENSIONS IN INCHES UNLESS OTHERWISE SPECIFIED					
MAXIMUM ALLOWABLE TOLERANCES HAVE BEEN DETERMINED AND DEVIATIONS WILL BE CAUSE FOR REJECTION. REMOVE ALL BURRS AND SHARP EDGES.		OTHERWISE SPECIFIED					
ISSUE	ITEM	CHANGED FROM	DATE	CN. NO.	DRAFTS	CHECKER	ENG. APP.
X		ENG RELEASE	JUNE 29/71		AP		
A		REV. AS PER CMMN	3/27/71	320	AP		

REQ.	ITEM	PART NO.	DESCRIPTION	SYMBOL
------	------	----------	-------------	--------



TF 10078 X

- NOTES
1. PRIMARY : 115V 115 - 125V / 208 - 230 - 250 VAC  
50 - 60 HZ
  2. SECONDARY : 9V AT 1 AMP SA  
12V AT 1.0 A RMS
  3. CASE : ENCAPSULATED
  4. HEAT RISE FROM AMBIENT :
  5. SIZE : NOT TO EXCEED SIZE SHOWN
  6. TERMINALS : REV.

DATE 23 June 71

TF 10078 X  
PART NO. REV.

THIS DRAWING HAS BEEN YELLOW FLAGGED. CHANGES PROPOSED.

AFFECTS MANUFACTURE a. proctor

DOES NOT AFFECT MANUFACTURE

For Material Control use only

STOP PROCUREMENT

CONTINUE PROCUREMENT

TOLERANCES		SCALE: 1/1
ALL	DEC. DIM. ± .05	DRILL, PUNCH, COMMERCIAL STOCK
OTHERS	FRAC. DIM. ± 1/64 .XX=.01	SIZES AND MANUFACTURERS
	ANGULAR DIM. ± 0° 30'	TOLERANCES ARE NOT INCLUDED.

MODEL	PROJECT NO.	ASS'Y. NO.	DATE
3	080/71	AP 10001	29 JUNE 71

HEAT TREAT. SPEC.	CHECKED	FINAL APPROVAL
BLACK EPOXY DIP		
FINISH & SPEC. NO.		
		TF 10078 X