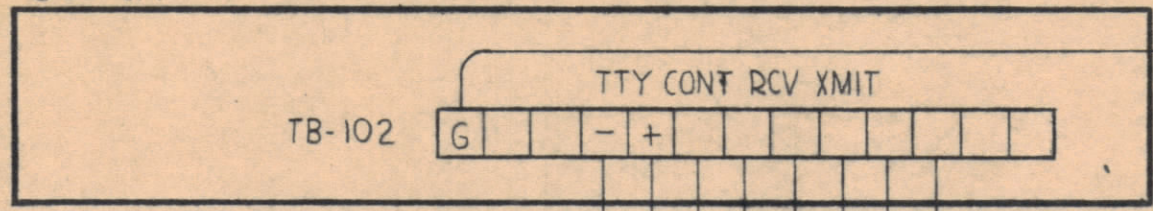
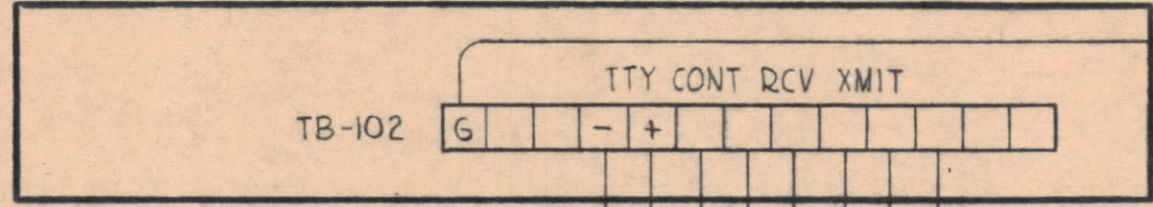


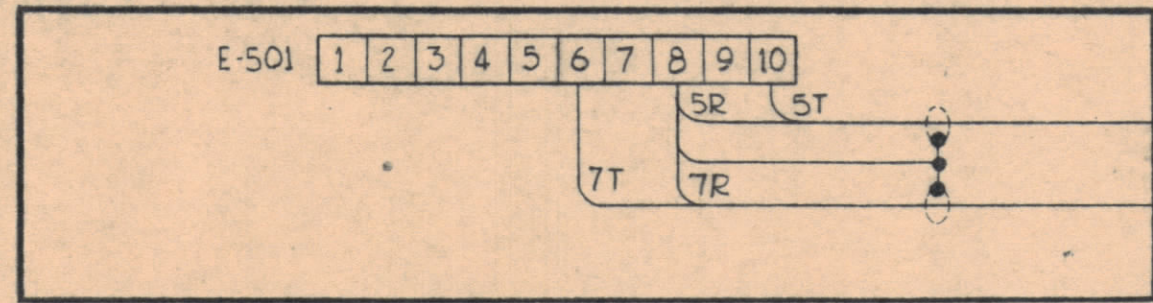
SGC-1A



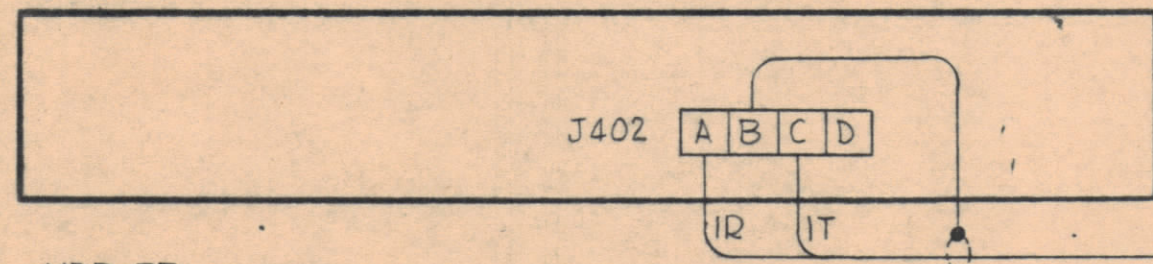
SGC-1A



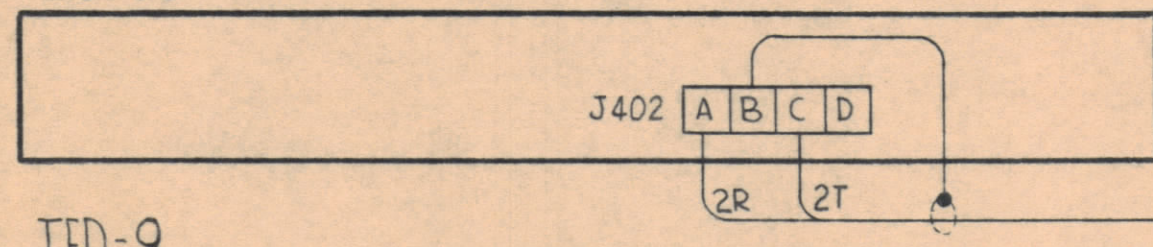
URT-7



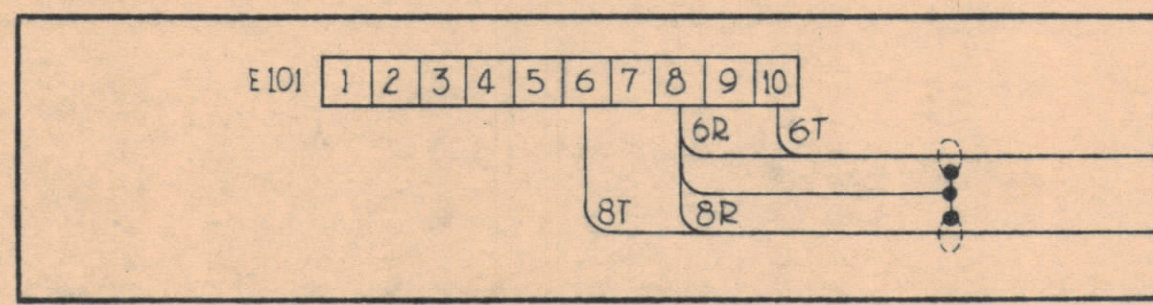
URR-27



URR-35



TED-9



J1

J2

LEGEND:

J1-AUDIO HARNESS

WIRE CONNECTOR PIN

- 1T — 1
- 1R — 2
- 2T — 3
- 2R — 4
- 3T — 5
- 3R — 6
- 4T — 7
- 4R — 8
- 5T — 9
- 5R — 10
- 6T — 11
- 6R — 12
- 7T — 13
- 7R — 14
- 8T — 15
- 8R — 16

SHIELDS-31

J2-DC HARNESS

WIRE CONNECTOR PIN

- 1T — 1
- 1R — 2
- 2T — 3
- 2R — 4
- 3T — 5
- 3R — 6
- 4T — 7
- 4R — 8
- 5T — 9
- 5R — 10
- 6T — 11
- 6R — 12

SHIELDS-31

NOTE:

J1, J2 - 31 PIN CONNECTOR
 AMPHENOL MS 24264R-18T-31P
 OR
 48-00-R18-31P

Orig in drawing

AUG 13 1962

SYM	ZONE	DESCRIPTION	DATE	CH. NO.	DRAFTS	CHECKER	ENG. APP.
UNLESS OTHERWISE SPECIFIED:			SCALE				
DIMENSIONS ARE IN INCHES			MAXIMUM ALLOWABLE TOLERANCES HAVE BEEN DETERMINED AND ANY DEVIATIONS WILL BE CAUSE FOR REJECTION. REMOVE ALL BURRS & SHARP EDGES				
TOLERANCES ON							
FRACTIONS ± 1/64			DECIMALS ± .005		ANGLES ± 1/2°		

REQ. PER UNIT	MODEL	SECTION	ASS'Y. NO.	DATE
	SYM-2003-1			1-31-62
USED ON				

REQ.	ITEM	PART NO.	DESCRIPTION	SYMBOL
			THE TECHNICAL MATERIEL CORP. MAMARONECK, NEW YORK	
			AUDIO & DC HARNESS CABINET 1.5	
			S. Granfilippo	
			DRAWN	CHECKED
			FINAL APPROVAL	
			ELEC. DES. APP.	MECH. DES. APP.
			SHEET OF	