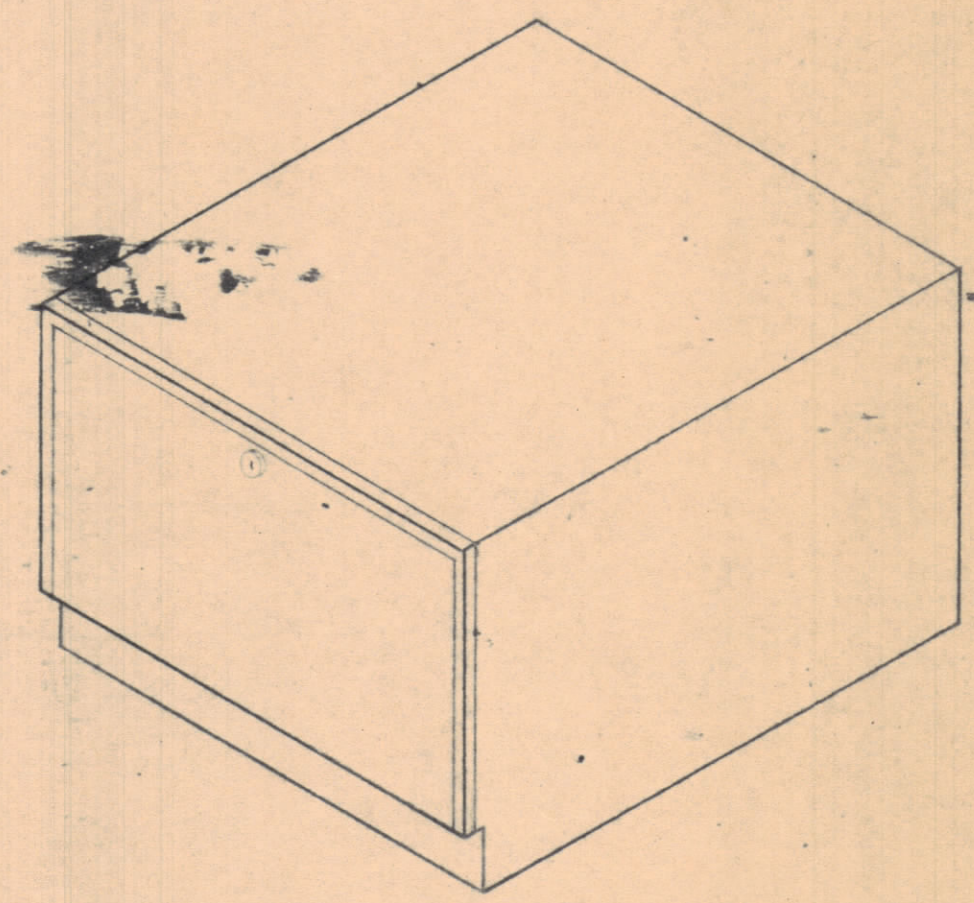

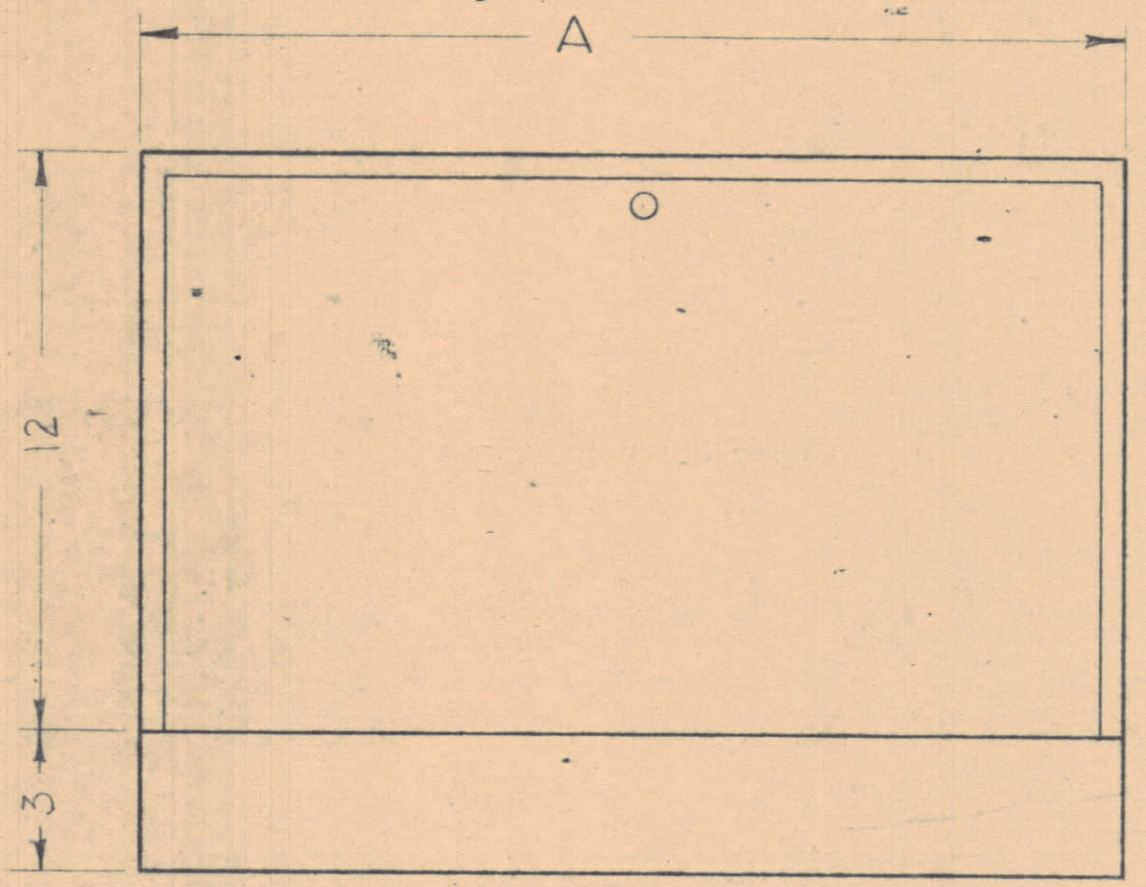


SY-1280



TYPICAL DETAIL  
FOR 1 & 2

	A	REQ.
SY-1280-1	20 1/2"	6
SY-1280-2	36"	7

*OUT TO VIRGINIA*  
AUG 7 1962

SYM	ZONE	DESCRIPTION	DATE	CH. NO.	DRAFTS	CHECKER	ENG. APP.

UNLESS OTHERWISE SPECIFIED:  
DIMENSIONS ARE IN INCHES  
TOLERANCES ON  
FRACTIONS ± 1/64    DECIMALS ± .005    ANGLES ± 1/2°

SCALE 1/4" = 1"

MAXIMUM ALLOWABLE TOLERANCES HAVE BEEN DETERMINED AND ANY DEVIATIONS WILL BE CAUSE FOR REJECTION. REMOVE ALL BURRS & SHARP EDGES

REQ. PER UNIT	MODEL	SECTION	ASS'Y. NO.	DATE
	SYM-2002			10-20-61

REQ. ITEM	PART NO.	DESCRIPTION	SYMBOL
		THE TECHNICAL MATERIEL CORP. MAMARONECK, NEW YORK	
		BOX, UNIT MOUNTING	
		MATERIAL	
		G.D.L. <i>[Signature]</i>	
		DRAWN	CHECKED
		FINAL APPROVAL	
		SY-1280	
		FINISH & SPEC. NO.	SHEET OF
		ELEC. DES. APP.	MECH. DES. APP.