

DESG.	DIMENSION	TOL.	REMARK
A	.875	±.015	SHAFT LG. FROM MTG. SURFACE
B	.375	±.005	BUSH. LG.
C	.437	±.015	FLAT LG. (IF REQ.)
D	60°	±2°	FLAT ANGLE (IF REQ.)
E	.218	±.002	FLAT (IF REQUIRED)
F	.531	±.010	KEY LOCATION (IF REQ.)
G	#		KEY LOCATION (IF REQ.)
M	.156	±.010	
N	.250	±.093	REAR SCR. EXT.
Q	.125	±.031	REAR SHAFT EXT.
R	.187		1st SEC. SPACING

TMC PART NUMBER: SW-432 STAMP ON FRONT PLATE
 FRONT PLATE SHAPE: ROUND X OR OBLONG
 MECHANICAL SPECIFICATIONS:
 NUMBER OF SECTIONS- 2
 NUMBER OF POSITIONS- 3
 ANGLE OF THROW- 30°
 CONTACTS:
 SHORTING TYPE, SECTIONS #
 NON SHORTING TYPE, SECTIONS 2
 SILVER PLATED BRASS, SECTIONS 2
 SILVER ALLOY, SECTIONS #

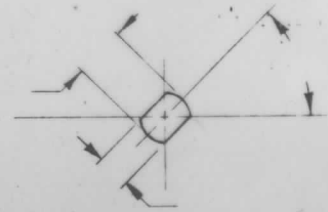
WAFERS:
 BAKELITE, SECTIONS #
 CERAMIC, SECTIONS #
 MYCALEX, SECTIONS 2
 IMPREGNATION (IF REQ.) #

FINISH REQUIREMENTS:
 ARMY NAVY COMMERCIAL
 SALT TEST (IF REQ.) 200 HR

HARDWARE, TO BE SUPPLIED BY MANUFACTURER:
 1 QUAN. 3/8 -32 NUTS 1/2 ACROSS FLATS
 MATERIAL STEEL PLATING CADMIUM WITH CHROMATE DIP
 1 QUAN. 3/8 INTERNAL TOOTH LOCKWASHER
 MATERIAL STEEL PLATING CADMIUM WITH CHROMATE DIP

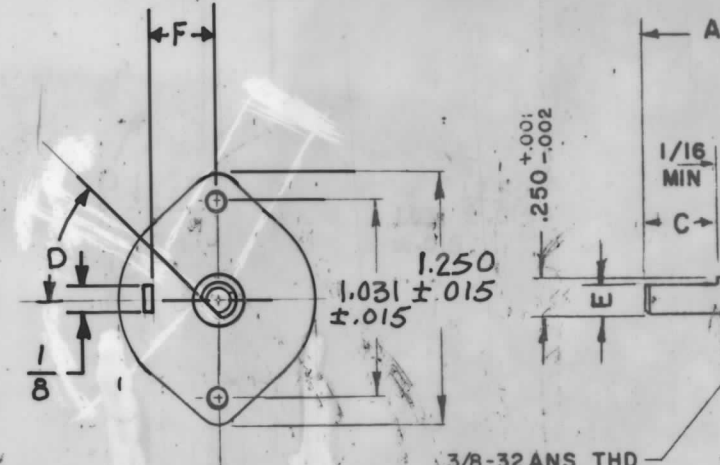
ELECTRICAL SPECIFICATIONS:
 MAXIMUM RATED VOLTAGE 110 AC
 MAXIMUM RATED CURRENT 5 AMP CARRY
 0.5 AMP BREAK

NOTE:
 FOR S401-13 ("F" TYPE) SWITCHES, THE SHAFT POSITION MUST BE SPECIFIED ON DETAIL "XX" BELOW.

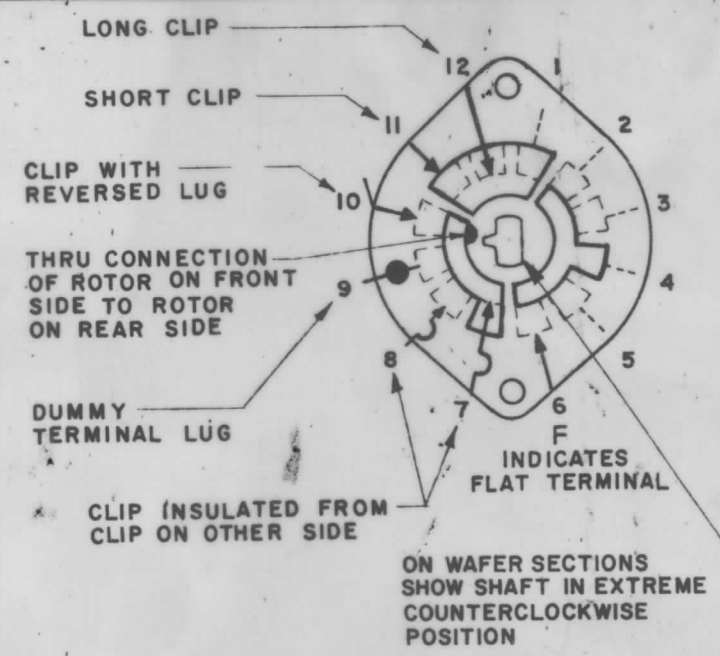


DETAIL "XX"

NOTES



NOTE: OBLONG TYPE FRONT PLATE SHOWN, (SEE MECHANICAL SPECIFICATION)




SYMBOLS USED IN MARKING PRINT

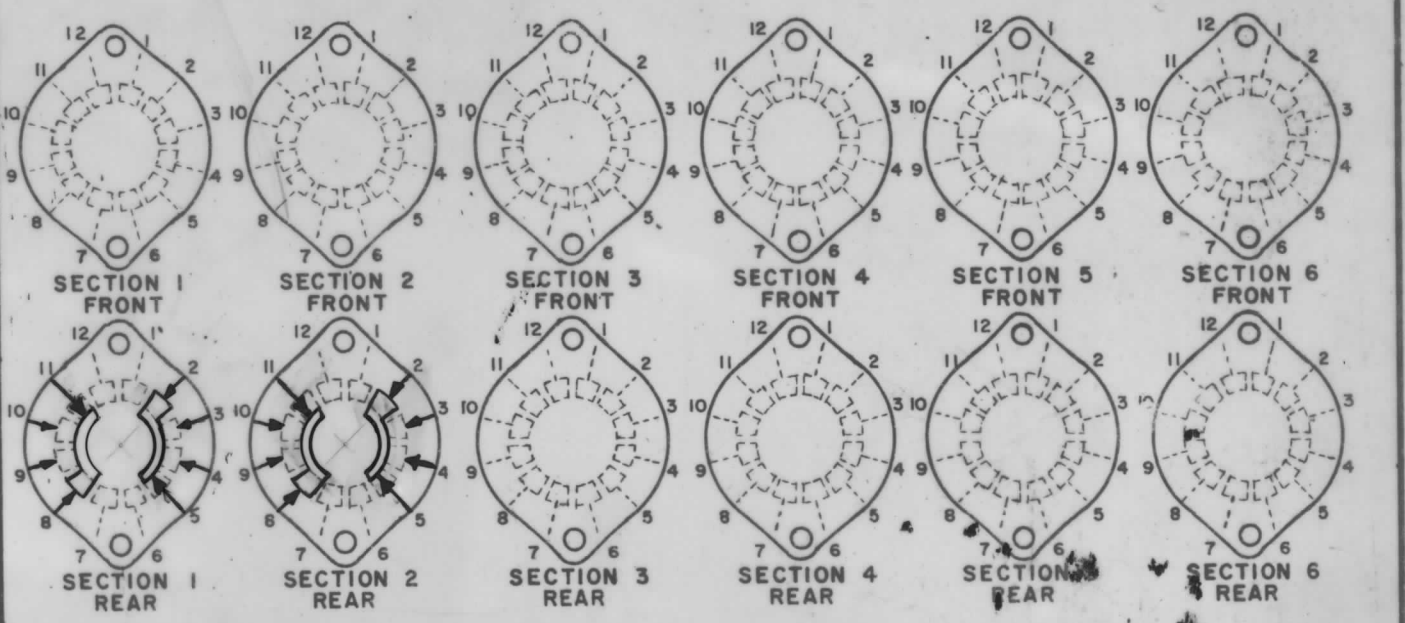
2	CFA-2	A5524
Q'TY./UNIT	MODEL USED ON	ASS'Y. NO.
SCALE	CODE	

THE CONTENTS OF THIS DRAWING ARE THE EXCLUSIVE PROPERTY OF THE TECHNICAL MATERIEL CORP. ITS UNAUTHORIZED USE OR REPRODUCTION IN WHOLE OR IN PART IS STRICTLY FORBIDDEN.

REVISIONS						
SYM	DESCRIPTION	DATE	E.M.N. NO.	DRAFT	CHKD	APPD
X	EXPERIMENTAL RELEASE	8/23/66	X	J.S.	J.P.	
Ø	ORIGINAL RELEASE FOR PRODUCTION	9/26/66	Ø			



FRONT AND REAR SECTIONS VIEWED FROM FRONT OR KNOB END OF SWITCH IN EXTREME COUNTERCLOCKWISE POSITION. SEE NOTE (DET. "XX")



SWITCH, ROTARY - 12 POINT TYPE

MATERIAL	#	THE TECHNICAL MATERIEL CORP. DUDDLES MAMARONECK, NEW YORK			
FINISH	#	TITLE SWITCH, ROTARY			
UNLESS OTHERWISE SPECIFIED DIMENSIONS ARE IN INCHES AND INCLUDE CHEMICALLY APPLIED OR PLATED FINISHES		DRAWN	DATE	FINAL APPROVAL	DATE
		C.E.D.	8-23-66	[Signature]	9/24/66
		CHECKED	DATE		
		[Signature]			
		ELECT. DES.	DATE	SW 432	
		[Signature]	9-23-66		
		MECH. DES.	DATE		
DECIMALS .X ± .05 .XX ± .01 .XXX ± .005		TOLERANCES		FRACTIONS ± 1/64 ANGLES ± 0° 30'	
				SHEET	
				REV. LTR.	