

DATE <u>13/1/61</u>	TMC SPECIFICATION NO. S-10006-E	
SH. <u>1</u> OF <u>4</u>		
COMPILED BY <u>JCA/hh.</u>	TITLE:	JOB
APPROVED <i>[Signature]</i>		

M O D I F I C A T I O N S

FOR

COMMUNICATIONS RECEIVER

MODEL GPR-90

T.M.C. (CANADA) LIMITED
OTTAWA ONTARIO

DATE 13/1/1961
SH. 2 OF 4

TMC SPECIFICATION NO. S -10006-E

COMPILED BY
JCA/hh.

TITLE: MODIFICATION OF GPR-90

JOB

APPROVED *JCA*

To meet requirements of the Canadian Standards Association, CSA File No. LR 14421, the following modifications to the GPR-90 Communications Receiver should be incorporated:

1. PARTS REQUIRED:

- | | |
|--|--------|
| (a) Nameplate - TMC Part No. NP-10010-A | 1 each |
| (b) Screws, thread cutting, .0256 x 3/16" steel, nickel plated, TMC # SC-110-1 | 4 each |
| (c) Stamp, rubber, 1/8" lettering: 2 amp | 1 each |
| (d) Modification Plate MS-10383 | 1 each |
| (e) Screw, machine, binder head, slotted, 4-40, brass, nickel plated, SCBS0440BN10 | 4 each |
| (f) Nut, hexagonal, brass, nickel plated, 4-40, NTH0440BN8 | 4 each |
| (g) Lockwasher, external, 4-40, medium, bronze, nickel plated, LWEO4MRN | 4 each |
| (h) Spacer, stand-off, 3/8" x 4-40 clearance, TE-117-33 | 4 each |
| (i) Snap hole plug, .5" ID, TMC Part No. HB-101-3 | 1 each |
| (j) Snap hole plug, .25" ID, TMC Part No. HB-101-1 | 1 each |

2. MOUNTING OF NP-10010-A NAMEPLATE:

Position and drill 3 Holes to suit screws SC-110-1. See detail drawing No. 1. Mount the nameplate.

3. STAMPING:

Position stamp as detailed in drawing No. 1, and mark chassis using suitable black ink.

4. Drill the 10 $\frac{1}{2}$ " x 10" plate 4 holes, 4-40 clearance, as detailed in drawing No. 2. Position plate on centre line of case, with 10 $\frac{1}{2}$ " side parallel to the rear side and 1 $\frac{1}{2}$ " from it. Use plate as template and drill 4 mounting holes in case, and six 9/16" access holes in line. Remove all burrs, etch and irridite plate and assemble in case (See drawing No. 2)

5. MOUNTING SNAP HOLE PLUGS:

Position and mount snap hole plugs in accordance with drawing No. 1.

DATE 13/1/1961

SH. 3 OF 4

COMPILED BY

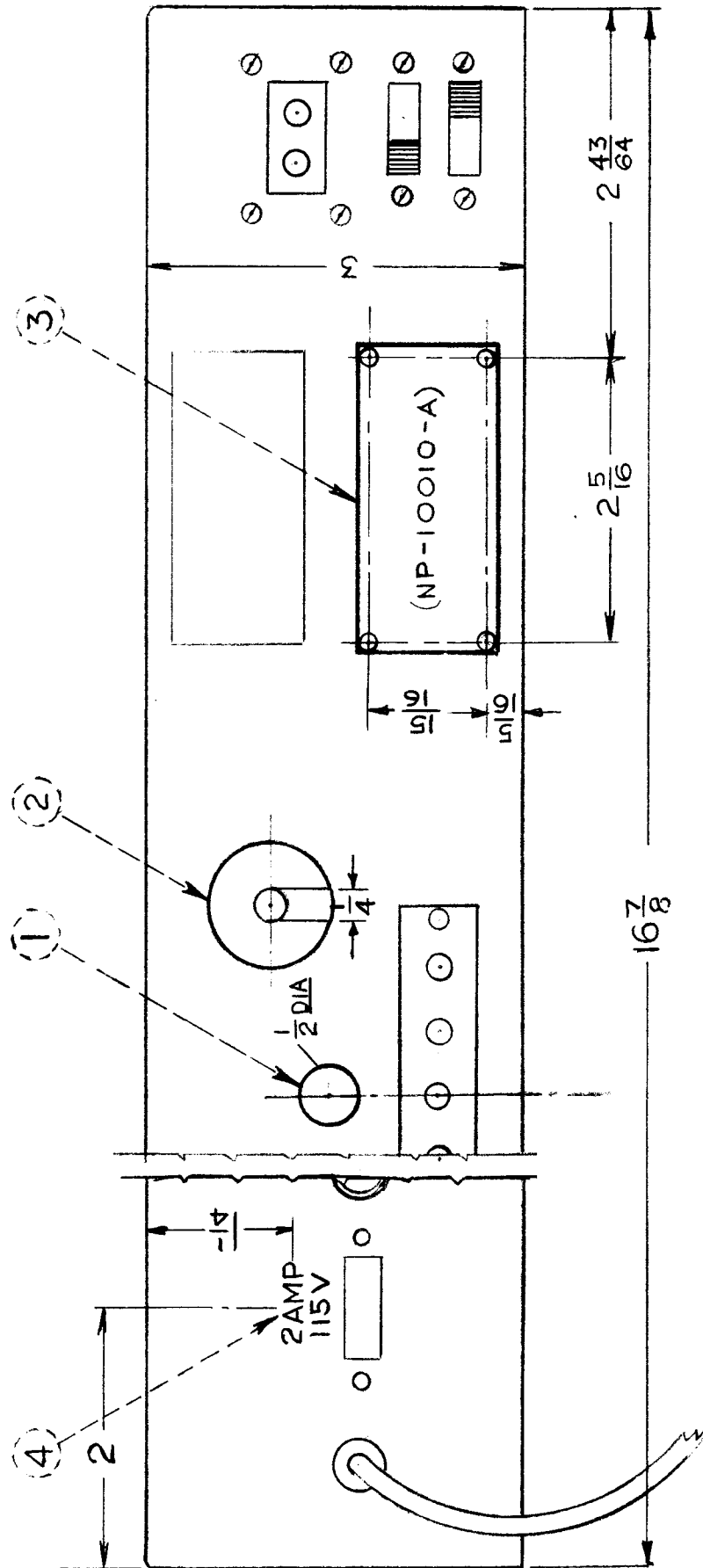
TMC SPECIFICATION NO. S-10006-E

TITLE: MODIFICATION OF GPR 90

JOB

APPROVED *me*

1	SNAP HOLE PLUG HB101-3
2	SNAP HOLE PLUG HB101-1
3	NAME PLATE-NP-10010-A
4	LETTERING-STAMP-BLACK
	— 2 AMP —



REAR VIEW OF CHASSIS

No 1

DATE 13-1-61
 SH. 4 OF 4
 COMPILED BY
 JCA/hh

TMC SPECIFICATION NO. S 10008 E

TITLE: *MODIFICATION OF GPR 90*

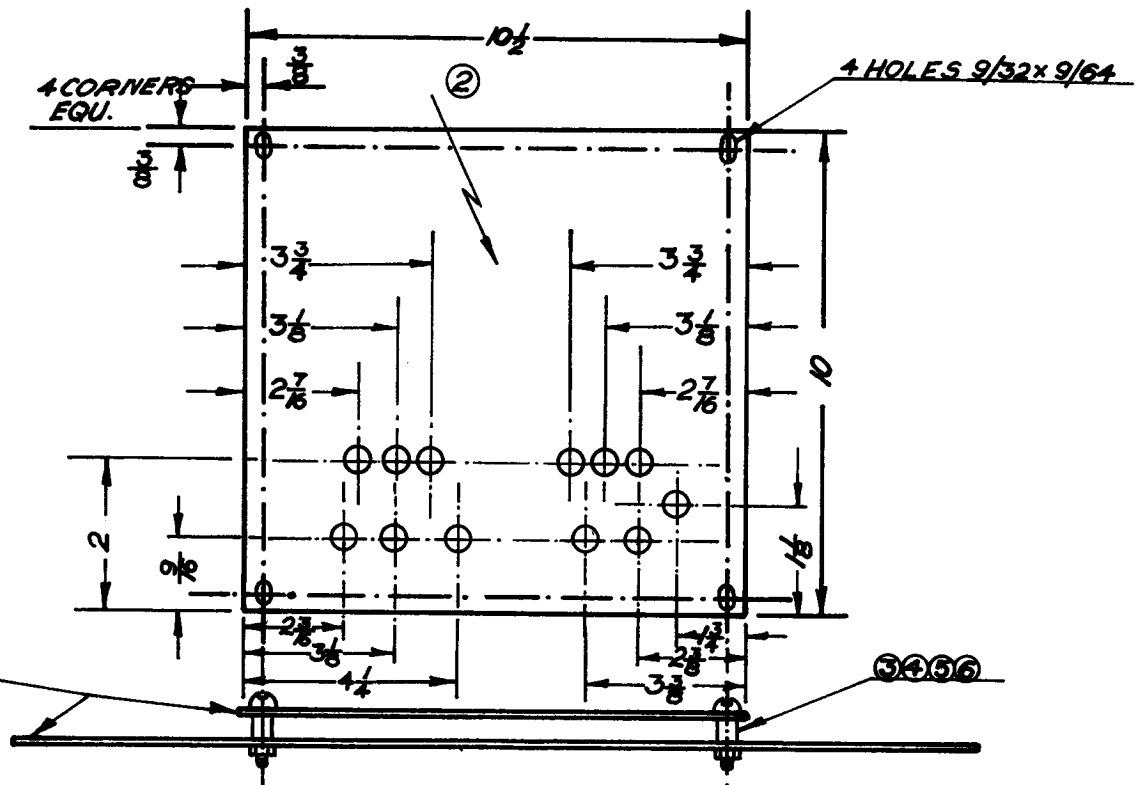
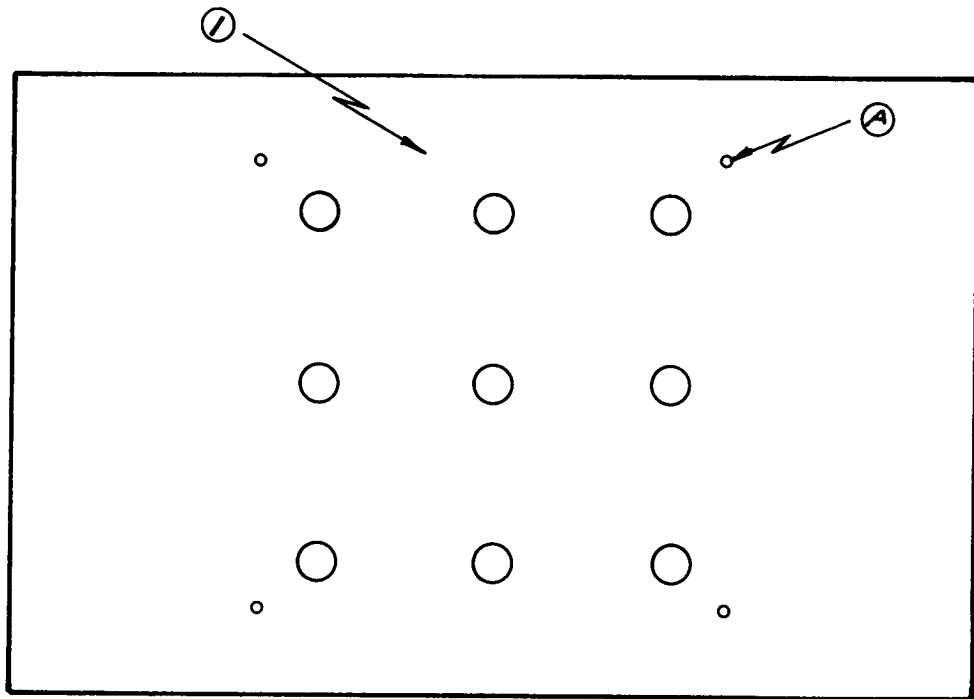
JOB

APPROVED

1219

DRNG. NO 2

NOTE: 'A' MOUNTING HOLES FOR SECURITY PLATE TO BE DRILLED AFTER ALIGNING ADJUSTMENT HOLES IN SECURITY PLATE AND CABINET



4	6	LWFOAMRN	LOCKWASHER
4	5	SCBS 0440BNI0	SCREW
4	4	NTH0440BNS	NUT
4	3	TE-117-33	SPACER
1	2	MS-10383	PLATE MODIFICATION -064 ALUM.
1	1		BOTTOM COVER
12			12 HOLES 9/16 DIA. PUNCH