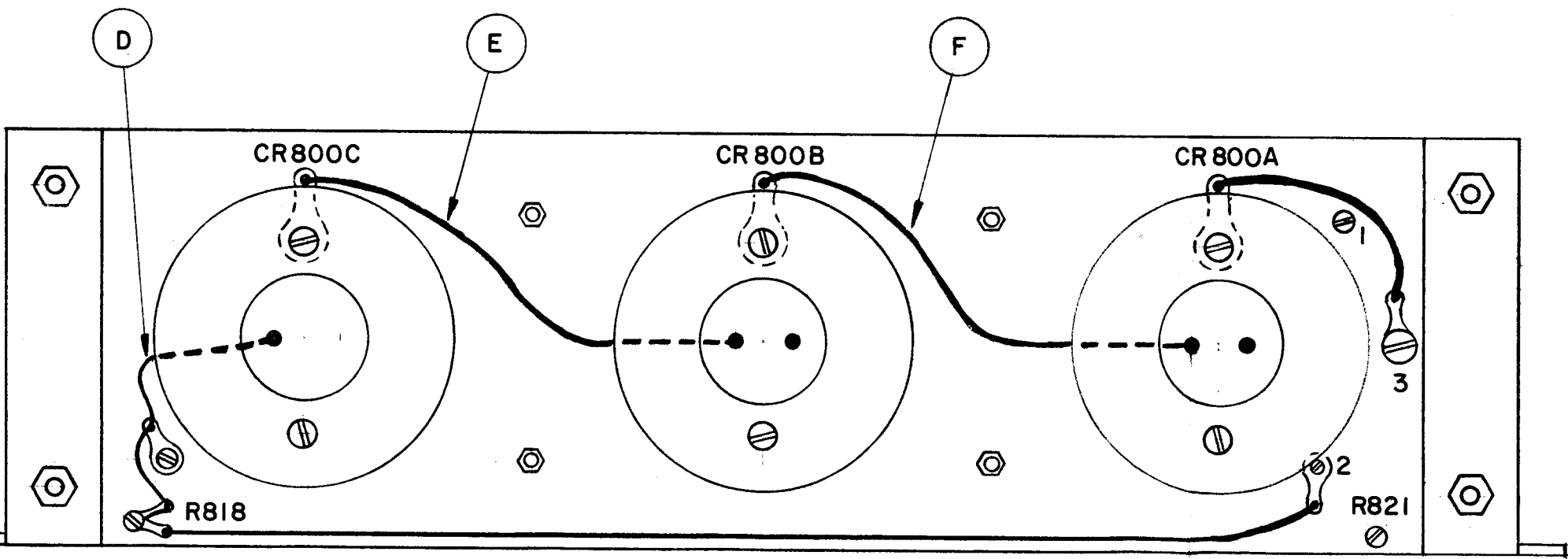
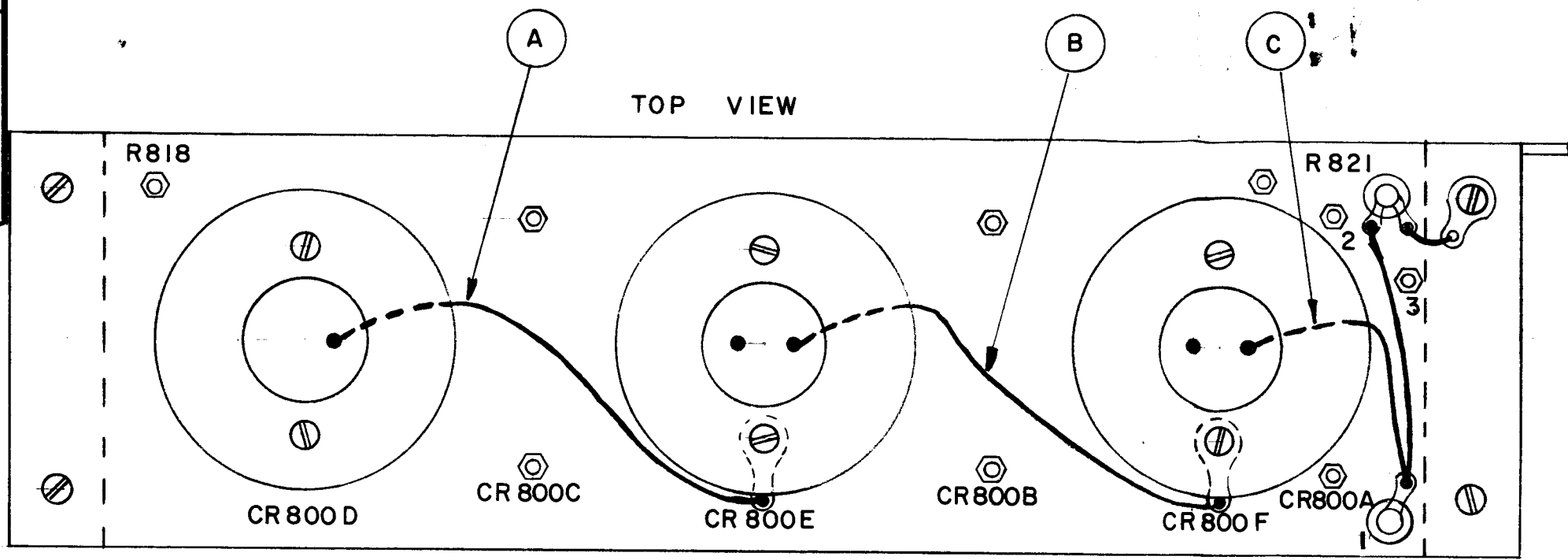


INSTALLATION INSTRUCTIONS FOR
MODIFICATION KIT AX-126 SEMICONDUCTOR SET



1. **PURPOSE:** The purpose of this kit is to prevent excessive failure in the entire assembly.
2. **DESCRIPTION:** The kit is a complete assembly ready for installation in the Zener board unit. All necessary hardware is shipped as a loose item.
3. **INSTALLATION:**
 - 3.1 Installation will be greatly simplified if the proceeding steps are followed.
 - 3.2 **Materials Required**
 - A. Small wrench or pliers
 - B. Soldering iron and solder
 - 3.3 **Materials Furnished**
Resistances

Quantities	Part No.	Ohms	Power	TMC Part No.
1 ea.	R823	100	2w	RC42GF101K
1 ea.	R824	100	2w	RC42GF101K
1 ea.	R825	100	2w	RC42GF101K
1 ea.	R826	100	2w	RC42GF101K
1 ea.	R827	100	2w	RC42GF101K
1 ea.	R822	220	2w	RC42GF221K

Blue "spaghetti" about 30 inches.

4. **PROCEDURE:**
 - 4.1 Remove leads A,B,C,D,E,F as shown on Figure S-510 (Sheet 1)
 - 4.2 Insert blue "spaghetti" over resistance lead. Solder resistances of sizes indicated and in position shown in Figure S-510 (Sheet 2).

**OBSOLETE -
REPLACED BY KIT-121
S-629 2-21-62 VB**

ISSUE ITEM	CHANGED FROM	DATE	CH. NO.	DRAFTS	CHECKER	ENG. APP.
B 1	OBSOLETE	2/21/62	6438	VB	VB	VB
A 1	ON TITLE, ZENER WAS ZENNER	12-1-61	5982	b.h.	VB	VB

TOLERANCES: DEC. DIM. ±, FRAC. DIM. ±, ANGULAR DIM. ±

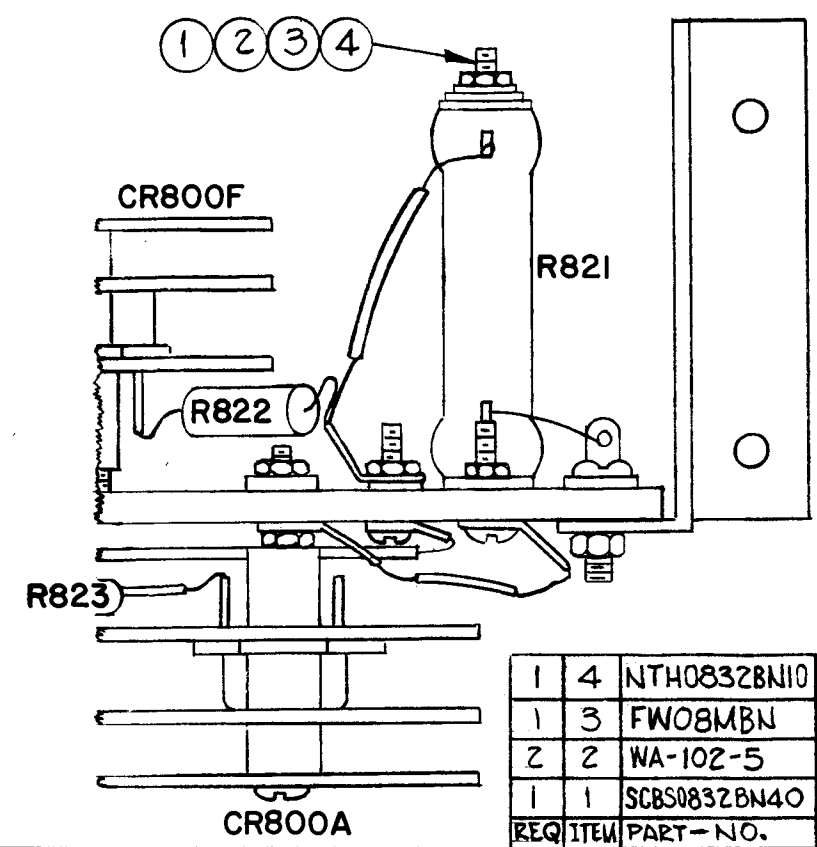
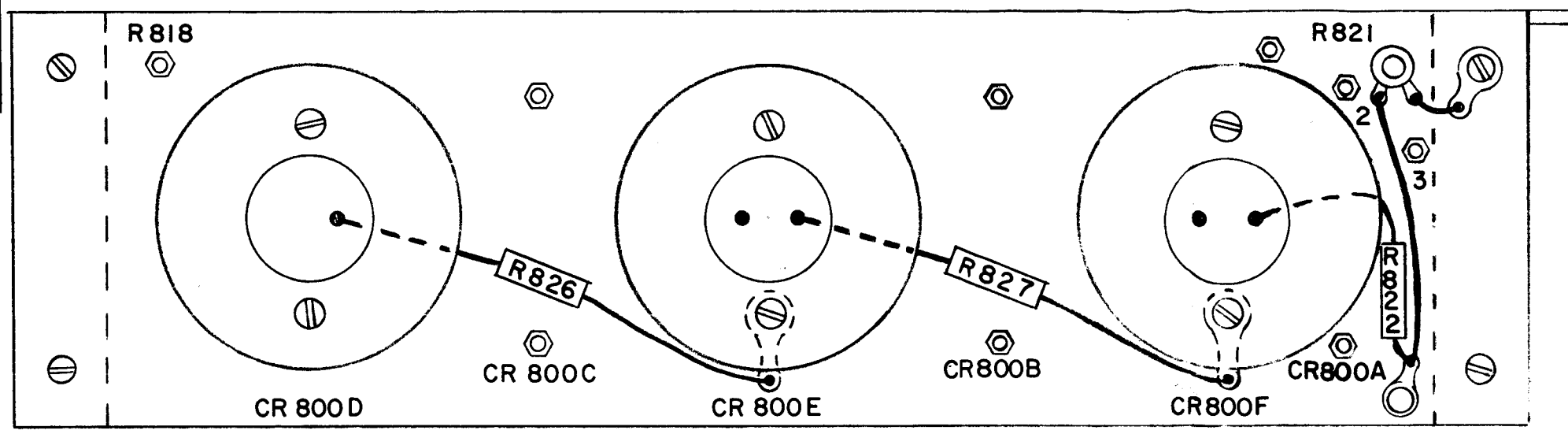
SCALE: MAXIMUM ALLOWABLE TOLERANCES HAVE BEEN DETERMINED AND ANY DEVIATIONS WILL BE CAUSE FOR REJECTION. REMOVE ALL BURRS AND SHARP EDGES

REQ. PER UNIT	MODEL	PROJECT NO.	ASSY. NO.	DATE
				9-20-60

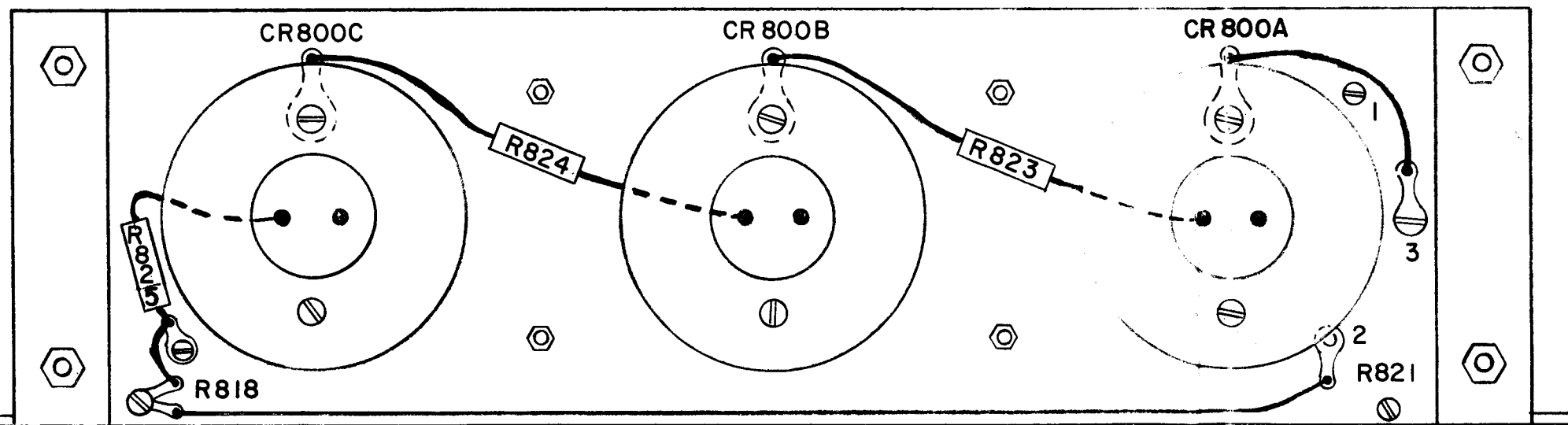
REQ. ITEM	PART NO.	DESCRIPTION	SYMBOL
THE TECHNICAL MATERIEL CORP. MAMARONECK, NEW YORK			
AX-126 ZENER BOARD			
MODIFICATION FOR GPT-10 K			
TYPE & TEMPER	HEAT TREAT. SPEC.	DRAWN	CHECKED
		FINAL APPR VAL	
		S-510	
FINISH & SPEC. NO.		ELEC. DES. APP.	MECH. DES. APP.
		SHEET 1 OF 2	

S 510
SHEET 2 OF 2

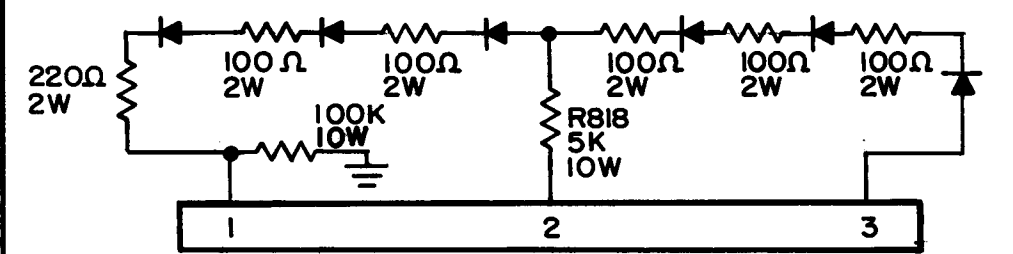
TOP VIEW



REQ. ITEM	PART-NO.	DESCRIPTION
1	4	NTH0832BN10 NUT, MACHINE
1	3	FW08MBN WASHER FLAT
2	2	WA-102-5 WASHER, FIBER
1	1	SCBS0832BN40 SCREW, MACHINE



BOTTOM VIEW



- SCHEMATIC -

NOTE:

ALL SLEEVING BLUE

REQ. ITEM	PART NO.	DESCRIPTION	SYMBOL
1	RW 110-43	RESISTOR, WIREWOUND 100K, 20W	R821
1	RC 42GF 221K	RESISTOR 220Ω 2 WATTS	R822
1	RC 42GF 101K	RESISTOR 100Ω 2 WATTS	R827
1	RC 42GF 101K	RESISTOR 100Ω 2 WATTS	R826
1	RC 42GF 101K	RESISTOR 100Ω 2 WATTS	R825
1	RC 42GF 101K	RESISTOR 100Ω 2 WATTS	R824
1	RC 42GF 101K	RESISTOR 100Ω 2 WATTS	R823

THE TECHNICAL MATERIEL CORP.
MAMARONECK, NEW YORK

AX-126 ZENER BOARD

MODIFICATION FOR GPT-10 K

TYPE & TEMPER.	HEAT TREAT. SPEC.	DRAWN	CHECKED	FINAL APPROVAL
		<i>[Signature]</i>	<i>[Signature]</i>	<i>[Signature]</i>

OBSOLETE
REPLACED BY KIT-121
S-629
2-21-62

ISSUE	ITEM	CHANGED FROM	DATE	CH. NO.	DRAFTS	CHECKER	ENG. APP.
B	1	OBSOLETE	2/21/62	6438	16	16	16
A	2	TITLE CORRECTED, RW 110-43 ADDED	12-6-61	5982	EE	<i>[Signature]</i>	<i>[Signature]</i>
	1	PICTORIAL ASSY. SCH. ADDED					