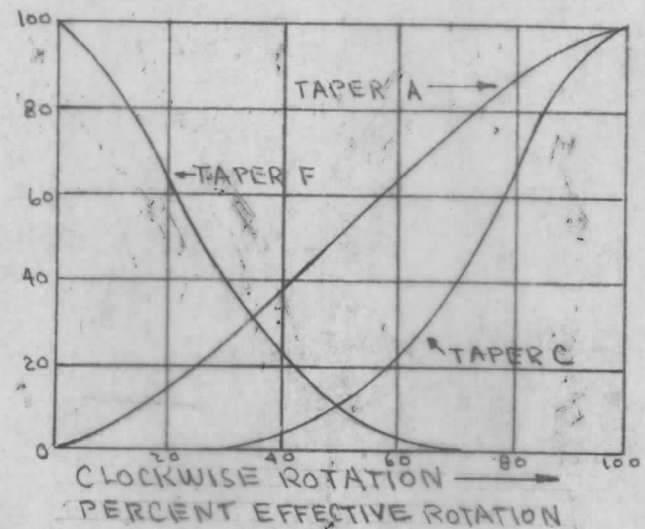
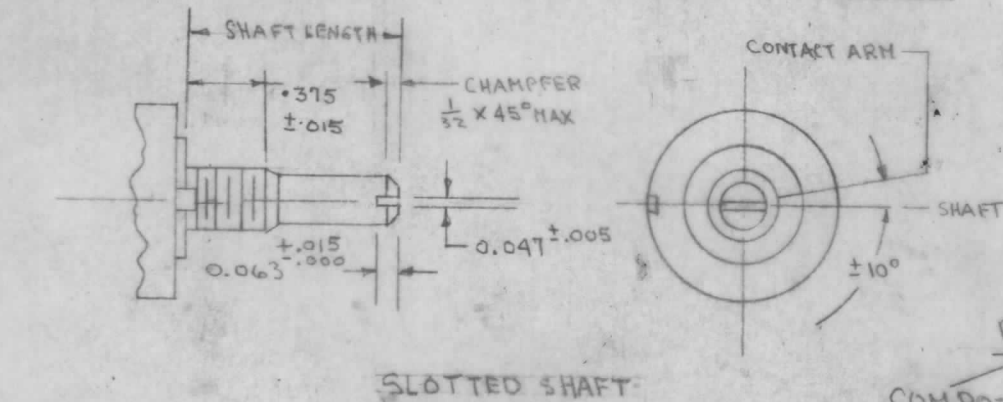
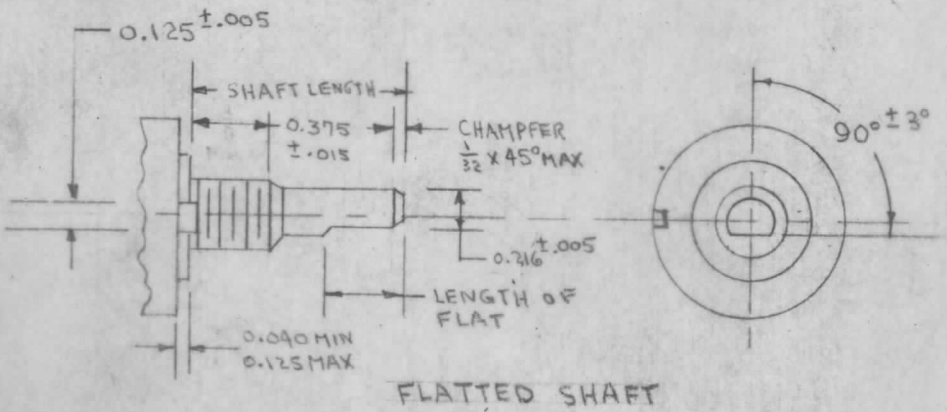
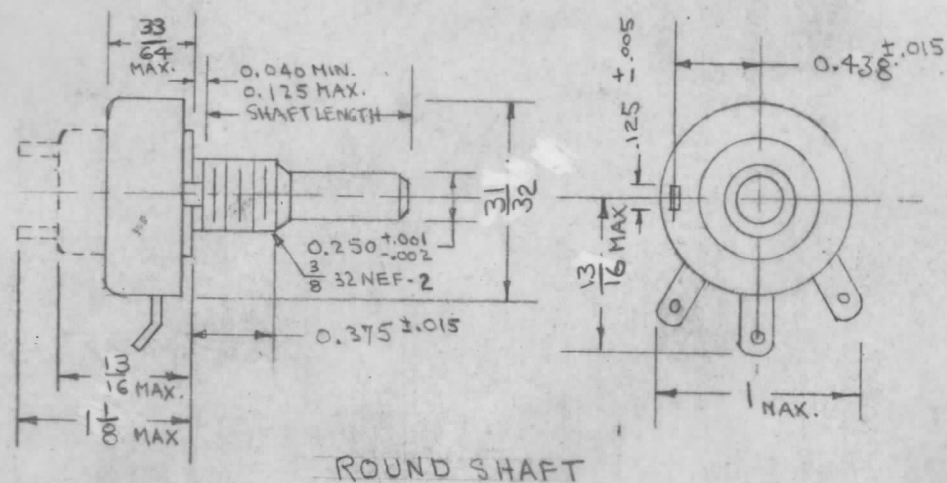


IF IT IS FOUND DESIRABLE TO CHANGE ANY TOLERANCE OR OTHER DETAIL SPECIFIED ON THIS DRAWING NOTIFY THE PURCHASER PROMPTLY.

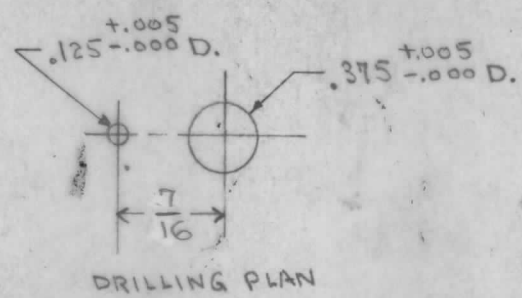
MAXIMUM ALLOWABLE TOLERANCES HAVE BEEN DETERMINED AND DEVIATIONS WILL BE CAUSE FOR REJECTION. REMOVE ALL BURRS AND SHARP EDGES

STANDARD DRAWING

RV-2



MOUNTING HARDWARE: LOCKWASHER LWI37LSC AND HEX NUT NTH3732BN16. SUPPLIED BY TMC.



RV-2 A T RH 103 B
 COMPO-SWITCH TEMP. SHAFT RESIS. CHARAC-
 NENT HUM. STYLE TANCE TERISTIC
 TYPE DESIGNATION

| STYLE OF SHAFT | |
|----------------|---------|
| F | FLATTED |
| R | ROUND |
| S | SLOTTED |

| SWITCH | |
|--------|-----------|
| A | NO SWITCH |
| B | SP ST SW |
| C | DP ST SW |

| TEM. HUM. | MAX. AMB. TEMP. | % CHANGE |
|-----------|-----------------|----------|
| T | 85°C 180°F | ±10 |
| U | 85°C 180°F | ±25 |

| CHAR. | TAPER | TOLERANCE % |
|-------|-------|-------------|
| A | A | ±10 |
| B | A | ±20 |
| C | C | ±10 |
| D | C | ±20 |
| E | F | ±10 |
| F | F | ±20 |

| POWER RATING | |
|--------------|-------|
| TAPPER | WATTS |
| A | 1/4 |
| C | 1/8 |
| F | 1/8 |

| TYPE DESIGNATION | TOTAL RESISTANCE OHMS | TYPE DESIGNATION | TOTAL RESISTANCE OHMS |
|------------------|-----------------------|------------------|-----------------------|
| RV-2-101 | 100 | RV-2-353 | 35,000 |
| RV-2-151 | 150 | RV-2-503 | 50,000 |
| RV-2-251 | 250 | RV-2-753 | 75,000 |
| RV-2-351 | 350 | RV-2-104 | 100,000 |
| RV-2-501 | 500 | RV-2-154 | 150,000 |
| RV-2-751 | 750 | RV-2-254 | 250,000 |
| RV-2-102 | 1,000 | RV-2-354 | 350,000 |
| RV-2-152 | 1,500 | RV-2-504 | 500,000 |
| RV-2-252 | 2,500 | RV-2-754 | 750,000 |
| RV-2-352 | 3,500 | RV-2-105 | 1 Meg. |
| RV-2-502 | 5,000 | RV-2-155 | 1.5 " |
| RV-2-752 | 7,500 | RV-2-255 | 2.5 " |
| RV-2-103 | 10,000 | | |
| RV-2-153 | 15,000 | | |
| RV-2-253 | 25,000 | | |

| LENGTH OF SHAFT FROM MTG SURFACE OF RESISTOR. | | | |
|---|------------------|---------|----------------|
| LETTER DESIGNATION | ROUND OR FLATTED | SLOTTED | LENGTH OF FLAT |
| A | — | 5/8 | — |
| C | — | 3/4 | — |
| D | 7/8 | 7/8 | .375 ±.010 |
| E | 1 | — | .500 ±.010 |
| G | 1 1/4 | 1 1/4 | .625 ±.010 |
| H | 1 1/2 | 1 1/2 | .625 ±.010 |
| J | 2 | 2 | .625 ±.010 |
| K | 2 1/2 | 2 1/2 | 2.125 ±.010 |

VARIABLE RESISTORS SHALL BE IN ACC. WITH SPEC. + AMEND OF JAN-R-94

| REQ. | ITEM | PART NO. | DESCRIPTION | SYMBOL |
|------|------|----------|------------------------------|-----------------|
| | | | THE TECHNICAL MATERIEL CORP. | |
| | | | MAMARONECK. NEW YORK | |
| | | | RESISTOR, 1/4 WATT | |
| | | | VARIABLE COMPOSITION | |
| | | | JAD 11/17/52 | |
| | | | DRAWN | ELEC. DES. APP. |
| | | | CDD 11/17/52 | MECH. DES. APP. |
| | | | CHECKED | FINAL APPROVAL |
| | | | | RV-2 |

| ISSUE | ITEM | CHANGED FROM | DATE | CN. NO. | DRAFTS | CHECKER | ENG. APP. |
|---|------|--------------|------|---------|--------|---------|-----------|
| TOLERANCES | | | | | | | |
| SCALE: | | | | | | | |
| DRILL, PUNCH, COMMERCIAL STOCK SIZES AND MANUFACTURERS TOLERANCES ARE NOT INCLUDED. | | | | | | | |

| MODEL | PROJECT NO. | ASS'Y. NO. | DATE |
|-------|-------------|------------|------|
| | | | |