RL-139 A

(Add Coil Volt. to #)

TMC PART NO.	MFG. PART NO.	Antenna Connector (UHF)	Antenna Connector (Type N)*	Xmitter Connector (UHF)	Xmitter Connector (Type N)*	Receiver Connector (STD. UHF)	Receiver Protection Conn. (UHF)	Receiver Protection Conn. (Type N)	RF Switch (SPDT)	Electrostatic Shield (On RF Switch)	Aux. Switch (DPDT)
		EQUIPPED WITH THE FOLLOWING (INDICATED BY "X")									
RL-139-1	DK60	X		X		X			X		
RL-139-2	DK60-G	X		X			X		X	X	
RL-139-3	DK60-2C	X		X		X			X		X
RL-139-4	DK60-G2C	X		X			X		X	X	X
RL-139-5	DK60-T2	X		X		X			X Special 50 Gram Pressure		
RL-139-6	DK60-T2-C	X		X		X			X Special 50 Gram Pressure		X

* Type "N" is a special 52 ohm connector

Coil Ratings
DC-6,12,24,48,110, & 220 VDC @ 2 watts.
Note - RL-139-4, (DK60-G2C), 220 VDC Coil, has 22 K ohms resistance.
AC-6,12,24,110,220 VAC @ 5 volt-amps, 50-60 cps.

RF Switch
Characteristic Impedance - 50 ohms
1 KW power rating to 400 mc
(20 watt power rating to 400 mc in RL-139-2 & 4, de-energized)

Aux. Contacts - DPDT
VSWR - Less than 1.10:1 from 0-400 mc (50 ohm load)
Isolation - RL-139-1,3 - Greater than 60 db at 10 mc
RL-139-2,4 - Greater than 100 db at 0-500 mc (energized)
RL-139-5,6 - Greater than 30 db at 500 mc

Operating time - Less than 30 milliseconds form application of coil voltage.
Less than 15 milliseconds between contacts
Loss - RL-139-1 thru 4 - Less than .03 db at 30 mc
RL-139-5 & 6 - Less than .03 db at 500 mc
Life Expectancy - Over one million operations

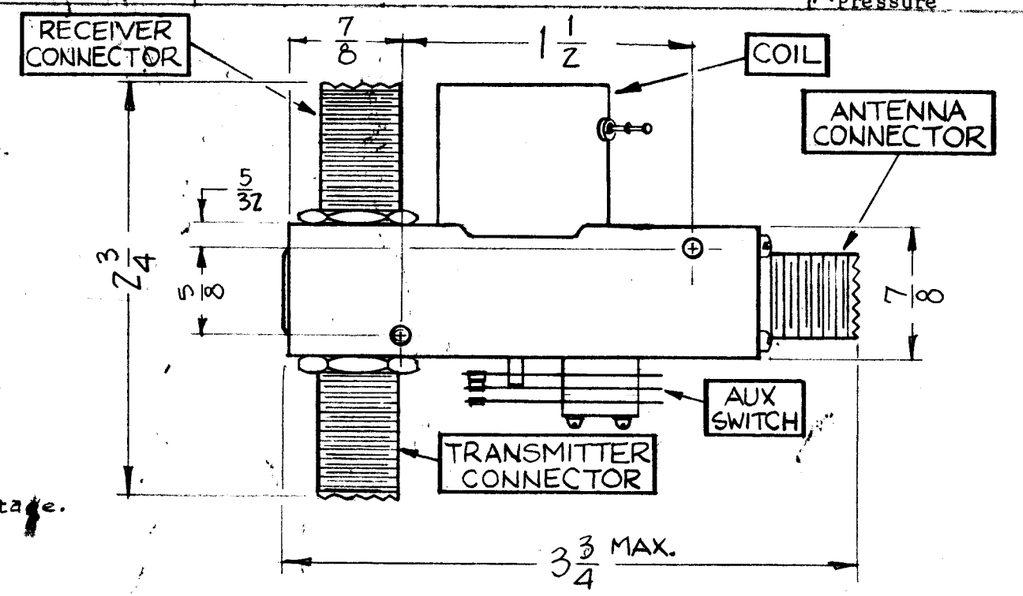

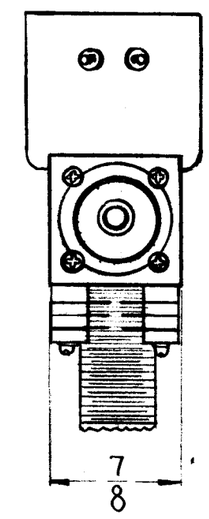

NOTE: Connectors mate with PL-259A.

SCHEMATIC

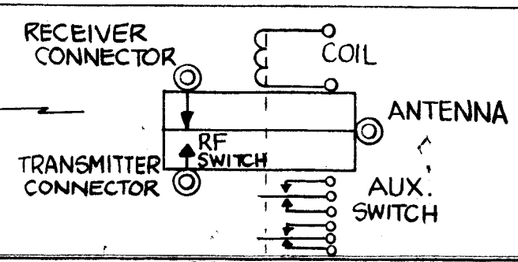

TMC PARTNUMBER TO BE IN THE FOLLOWING FORM:
RL-139-1 - 110 DC
Basic TMC Partnumber — Coil Voltage

ISSUE	ITEM	CHANGED FROM	DATE	CH. NO.	DRAFTS	CHECKER	ENG. APP.
A	1	ON RL-139-4 WAS 220 KΩ	11-2-60	3358	WF		

TOLERANCES: DEC. DIM. ± ; FRAC. DIM. ± ; ANGULAR DIM. ±

SCALE:

MAXIMUM ALLOWABLE TOLERANCES HAVE BEEN DETERMINED AND ANY DEVIATIONS WILL BE CAUSE FOR REJECTION. REMOVE ALL BURRS AND SHARP EDGES

REQ. PER UNIT	MODEL	PROJECT NO.	ASS'Y. NO.	DATE
				6-1-60

USED ON

REQ.	ITEM	PART NO.	DESCRIPTION	SYMBOL
		STOCK SIZE	THE TECHNICAL MATERIEL CORP. MAMARONECK, NEW YORK	
			RELAY, COAXIAL	
		MATERIAL		
		TYPE & TEMPER / HEAT TREAT. SPEC.	DRAWN / CHECKED / FINAL APPROVAL	
		FINISH & SPEC. NO.	ELEC. DES. APP. / MECH. DES. APP.	RL-139 A

FORM 109-A