A

RL 120

CONTACT ARRANGEMENT

CODE	CONTACT	CODE	CONTACT	CODE	CONTACT
1	SPSTNO	5	SPDT	12	3PSTNO
2	SPSTNC	7	DPSTNO	13	3PSTNC
3	SPSTNODB	8	DPSTNC	14	3PDT
4	SPSTNCDB	11	DPDT		

S = Single, D = Double, P = Pole, T = Throw,
N = Normally, O = Open, C = Closed, B = Break

COIL CHARACTERISTIC

CONTACT ARRANGE.	COIL RESIS. (OHMS)	PULL-IN MA	TMC NO. CODE
SP SINGLE POLE	2500	7.2	252
	5000	5.0	502
	10000	3.6	103
DP DOUBLE POLE	2500	10.0	252
	5000	7.2	502
	10000	5.0	103
3P THREE POLE	2500	12.3	252
	5000	8.7	502
	10000	6.1	103

SPECIFICATIONS

CONTACTS - 1/8" Fine Silver, rated 2 amps at 115 VAC, 60 CPS, non-inductive.

BREAKDOWN - 500 V. RMS Min.

COIL RESISTANCE - 16,500 ohms Max.

COIL POWER REQ'D. - 4 W. Max., 125 MW Min. Per Movable Arm.

Base Wiring (Bottom View)

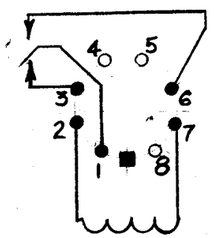

CODE 5

CODE 1 PIN 3 NOT WIRED

CODE 2 PIN 6 NOT WIRED

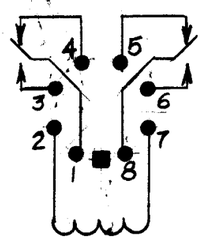

CODE 11

CODE 7 PINS 4 & 5 NOT WIRED

CODE 8 PINS 3 & 6 NOT WIRED

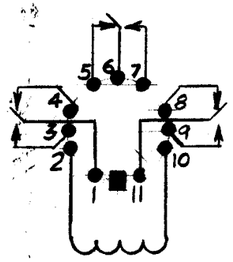

CODE 14

CODE 12 PINS 4, 5 & 8 NOT WIRED

CODE 13 PINS 3, 7 & 9 NOT WIRED.

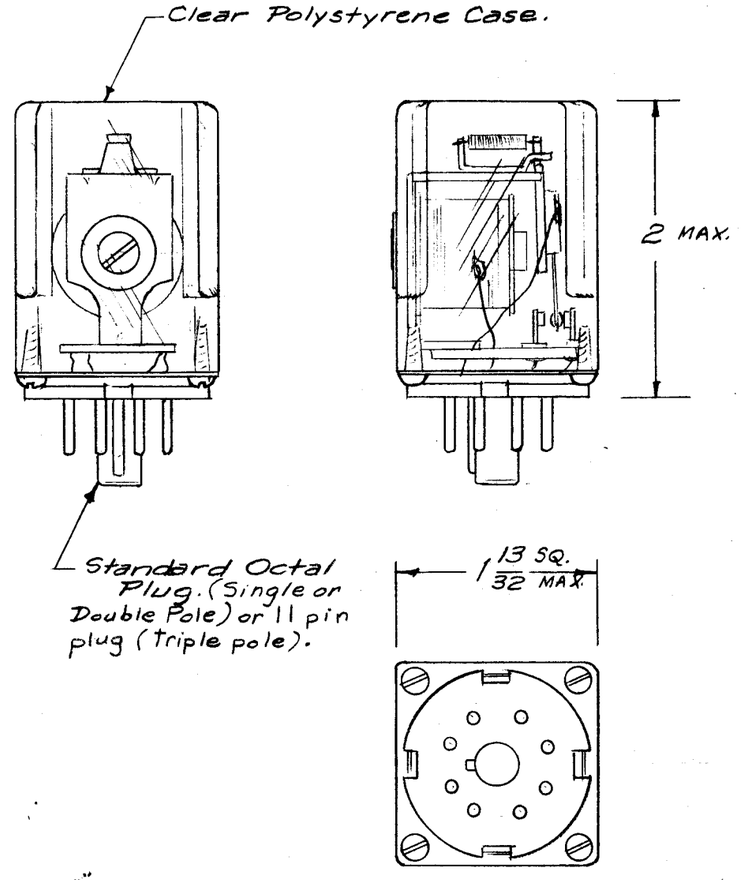

Type Designation to be as follows:

RL 120 - 5 - 502

- RL 120 — TMC DWG. NO.
- 5 — CONTACT ARRANGEMENT CODE (SEE CHART)
- 502 — RESISTANCE DESIRED (See Chart)

1st Two Digits are Significant Figures.
Last Digit = No. of Zeros.
EXAMPLE - 502 = 5000 ohms (2 Zeros)

PURCHASING INFO:
ORDERING WITH MFG NUMBER

KCP 5 5000

SERIES — CONTACTS — RESISTANCE

ISSUE	ITEM	CHANGED FROM	DATE	CH. NO.	DRAFTS	CHECKER	ENG. APP.
A		Base Wiring - Notes ADDED. REF. DELETED	11/16/65	15/71	[illegible]	[illegible]	[illegible]

TOLERANCES

DEC. DIM. ±
FRAC. DIM. ±
ANGULAR DIM. ±

SCALE: S401-406 (KCP)

MAXIMUM ALLOWABLE TOLERANCES HAVE BEEN DETERMINED AND ANY DEVIATIONS WILL BE CAUSE FOR REJECTION.
REMOVE ALL BURRS AND SHARP EDGES

REQ. PER UNIT	MODEL	PROJECT NO.	ASS'Y. NO.	DATE
2	ATS-MCU-2			6-8-59

USED ON

REQ.	ITEM	PART NO.	DESCRIPTION	SYMBOL
			THE TECHNICAL MATERIEL CORP. MAMARONECK. NEW YORK	
		STOCK SIZE	RELAY, ARMATURE, OCTAL	
		MATERIAL		
		TYPE & TEMPER / HEAT TREAT. SPEC.	DRAWN 9/18/58 / CHECKED / FINAL APPROVAL	
		FINISH & SPEC. NO.	ELEC. DES. APP. / MECH. DES. APP.	RL 120 A

FORM 109-A