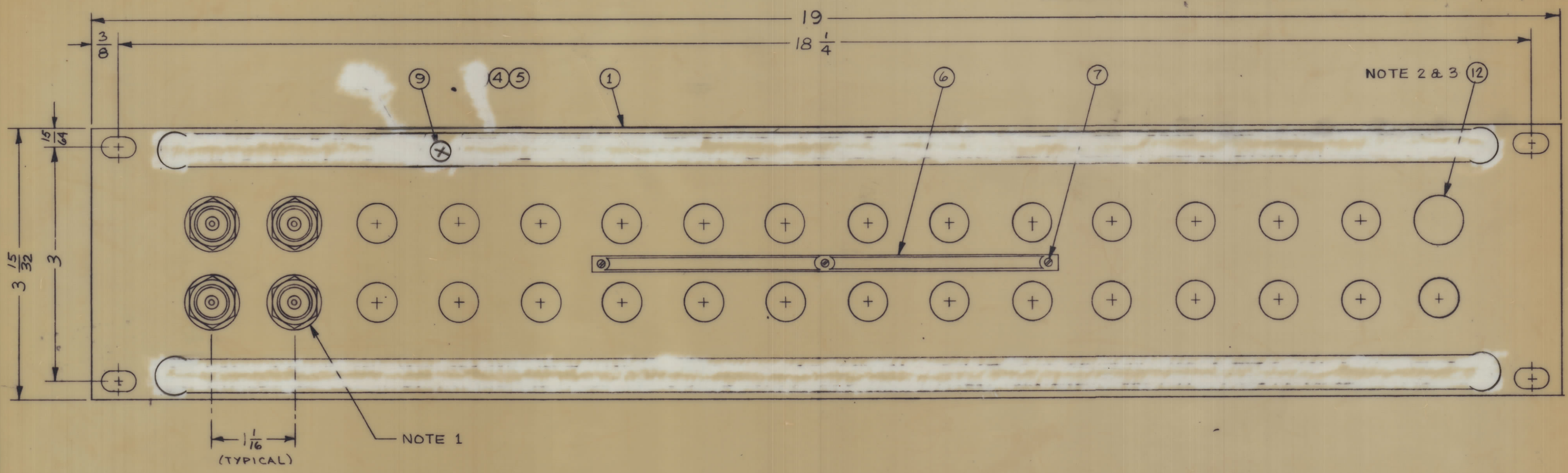
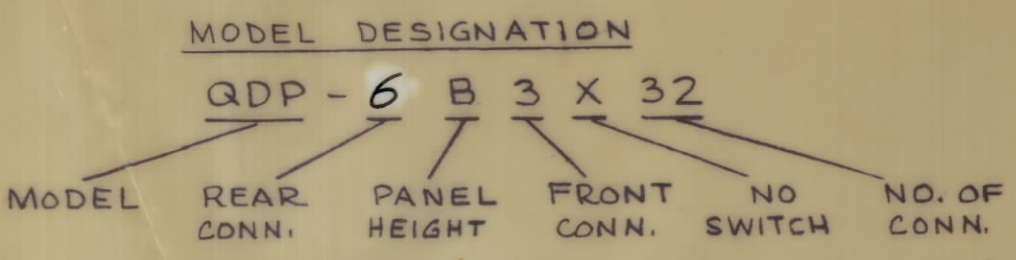
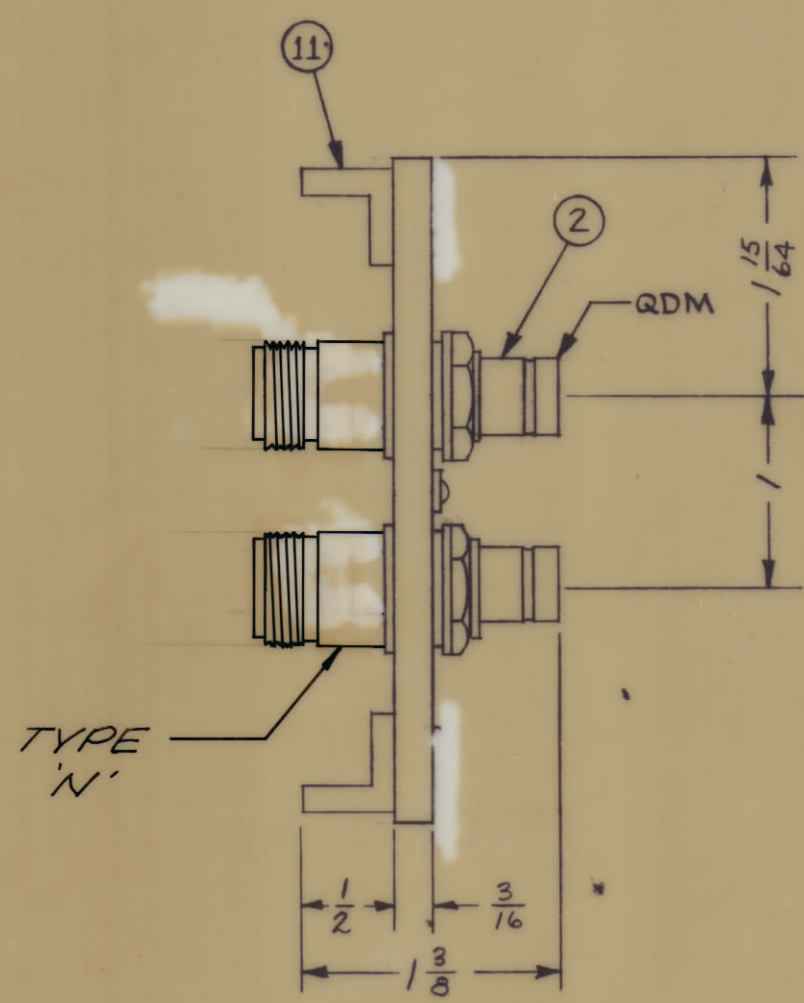


REVISIONS							
ZONE	SYM	DESCRIPTION	DATE	E.M.N. NO.	DRAFT	CHKD	APPD
	Ø	ORIGINAL RELEASE FOR PRODUCTION	6/11/70		W		
A		ITEM 3 & ITEM 6 DEL. PICTORIAL UPDATED	5-9-84	22063	GDL		



QDP-6B3X32	32	0
QDP-6B3X31	31	1
QDP-6B3X30	30	2
QDP-6B3X29	29	3
QDP-6B3X28	28	4
QDP-6B3X27	27	5
QDP-6B3X26	26	6
QDP-6B3X25	25	7
QDP-6B3X24	24	8
QDP-6B3X23	23	9
QDP-6B3X22	22	10
QDP-6B3X21	21	11
QDP-6B3X20	20	12
QDP-6B3X19	19	13
QDP-6B3X18	18	14
QDP-6B3X17	17	15
REF. QDP6A3X16	16	0
MODEL	QUAN. ITEM 2	QUAN. ITEM 12



- JACKS (ITEM 2) ARE MOUNTED FROM LEFT TO RIGHT.
- WHEN JACK MOUNTING HOLES ARE NOT UTILIZED, PLUG BUTTONS (ITEM 12) ARE MOUNTED ON FACE OF FRONT PANEL.
- REFER TO CHART FOR APPLICATION OF PLUG BUTTON (ITEM 12) WHEN REQUIRED.

NOTES

REQ'D.	ITEM	PART NUMBER	DESCRIPTION	SYMBOL
SEE CHART	12	HB-101-3-G	BUTTON, PLUG	
	2	PM-486	BRACE, PANEL	
	X	S721	TEST PROCEDURE	
	12	SCFP0632BNS	SCREW, MACHINE	
	3	SFB0256SN3	SCREW, THREAD CUTTING	
	1	NP-250	NAMEPLATE, IDENTIFICATION	
	2	PX-396-17	GUARD, TAB	
	2	PR-101-17	TAB, PAPER	
	2	JJ-273	CONNECTOR, RECEPTACLE	
	1	MS-2975	MACHINING, FRONT PANEL	

MATERIAL		LIST OF MATERIAL	
ALUMINUM		THE TECHNICAL MATERIEL CORP. MAMARONECK, NEW YORK	
FINISH S115 TMC SMOOTH GRAY ENAMEL		TITLE PATCH PANEL QUICK DISCONNECT - QDM TO BNC	
UNLESS OTHERWISE SPECIFIED DIMENSIONS ARE IN INCHES AND INCLUDE CHEMICALLY APPLIED OR PLATED FINISHES		DRAWN G.E. DATE 6/11/70	
DECIMALS .X ± .05 .XX ± .01 .XXX ± .005		CHECKED JRB DATE 6-11-70	
FRACTIONS ± 1/64 ANGLES ± 0° 30'		ELECT. DES. DATE 6-11-70	
TOLERANCES		MECH. DES. DATE 6-11-70	
		SHEET	

CHART		
Q'TY./UNIT	MODEL USED ON	ASS'Y. NO.
SCALE #	CODE	
THE CONTENTS OF THIS DRAWING ARE THE EXCLUSIVE PROPERTY OF THE TECHNICAL MATERIEL CORP. ITS UNAUTHORIZED USE OR REPRODUCTION IN WHOLE OR IN PART IS STRICTLY FORBIDDEN.		

QDP-6B3X32 A

MS 1184