STANDARD DRAWING

REQ. PER UNIT	USED ON MODEL	ASS'Y. NO.	DATE	PN 119	Ø
			7-24-64		

TMC PART NO	MFG PART NO.	WIRE SIZE	TYPE	MFG CRIMP TOOL NO.	CRIMP JAW SETTING	WIRE STRIP. DIM.	DETAIL	USED WITH	REQ.
PN 119 -1	17-1038	#20 #22 OR #24	MALE	294-136	.033/.040 DIA	.234 .249	A	JJ 313	
PN 119 -2	17-1037	#20 #22 OR #24	FEMALE	294-136	.033/.040 DIA	.234 .249	B	JJ 310	

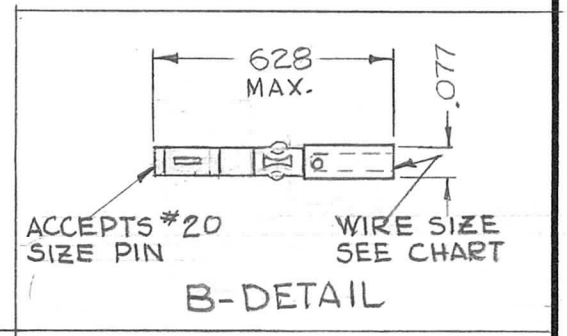

B-DETAIL

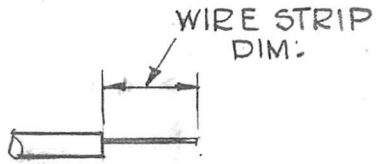

WIRE STRIPPING

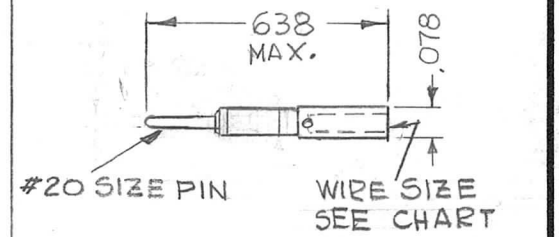

A-DETAIL

SYM	DESCRIPTION	DATE	CH. NO.	DRAFTS	CHECKER	ENG. APP.
Ø	ORIGINAL RELEASE FOR PRODUCTION	1-28-65	Ø	JL		
X	EXPERIMENTAL RELEASE	7-24-64	0	SRG		

UNLESS OTHERWISE SPECIFIED
DIMENSIONS ARE IN INCHES AND INCLUDE
CHEMICALLY APPLIED OR PLATED FINISHES

SCALE 2:1

TOLERANCES
DECIMALS .X ±.05 .XX ± .01 .XXX ± .005
FRACTIONS ± 1/64
ANGLES ± 0° 30′

CODE C

REQ.	ITEM	PART NO.	EATON DESCRIPTION	SYMBOL

STOCK SIZE —//—

MATERIAL —//—

TYPE & TEMPER —//— HEAT TREAT. SPEC. —//—

FINISH & SPEC. NO. —//—

THE TECHNICAL MATERIEL CORP.
MAMARONECK, NEW YORK

PIN, CONTACT, ELECTRICAL

DRAWN	CHECKED	FINAL APPROVAL
SRG	@	RJL
ELEC. DES. APP. ZEE	MECH. DES. APP.	PN 119 Ø