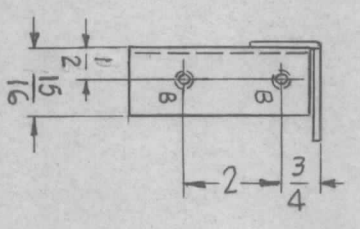

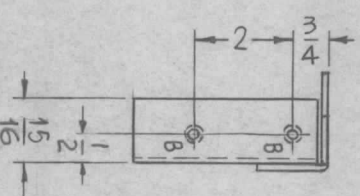
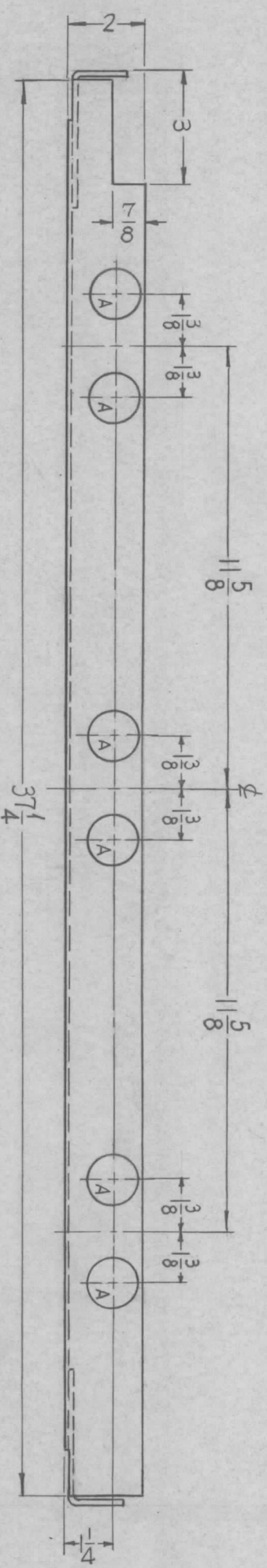


- UNLESS OTHERWISE SPECIFIED:
1. USE MATERIAL THICKNESS FOR MAXIMUM RADIUS ON ALL BENDS.
  2. ALL ANGULAR BENDS 90°.
  3. REMOVE ALL BURRS AND SHARP EDGES.

REVISIONS		DATE	EM.N. NO.	DRAFT	CHKD	APPD
0	ORIGINAL RELEASED FOR PRODUCTION	3.5.64		MSB		
A	DIM. 3/4 WAS 35/8 (2 PL.), 37/16 WAS 4, 15/16 WAS 15/16	5.14.64	11390	MSB	Q	MSB
B	DIM. 1/2 WAS 9/16 (2 PL.); 37-9/16 WAS 37-5/8.	3.23.65	13755	PT	QCB	MSB



REF. LD-1465

REQ'D.	ITEM	PART NUMBER	DESCRIPTION	SYMBOL
	F. BUDETTI		LIST OF MATERIAL	

MATERIAL	FINISH	TITLE
1-1/2 X 2 X 3/16 # STEEL	COPPER FLASHED	SUPPORT TRANSFORMERS PS. FRAME

UNLESS OTHERWISE SPECIFIED	DRAWN	DATE	FINAL APPROVAL	DATE
DIMENSIONS ARE IN INCHES AND INCLUDE CHEMICALLY APPLIED OR PLATED FINISHES	SRG	2-24-64	MSB	3/5/64
TOLERANCES	CHECKED	DATE		
DECIMALS ± .05	QA	3-4-64		
ANGLES ± .01	ELECT. DES. MSB			
FRACTIONS ± 00' 30'	MECH. DES. MSB			

HOLES: REQ.  
 A - 1-1/4 DIA. — 6  
 B - 1/4-20 TAP — 4

NOTES

QTY./UNIT	MODEL USED ON	ASSY. NO.
1	GPT-40K	AP-118
SCALE	CODE	
1/4" = 1"	A	

THE CONTENTS OF THIS DRAWING ARE THE EXCLUSIVE PROPERTY OF THE TECHNICAL MATERIEL CORP. ITS UNAUTHORIZED USE OR REPRODUCTION IN WHOLE OR IN PART IS STRICTLY FORBIDDEN.