

5

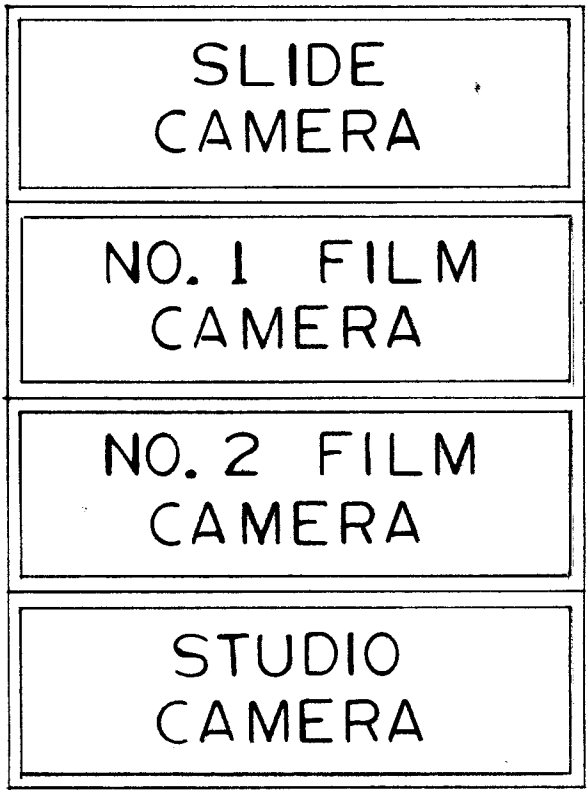
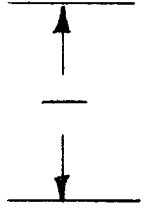
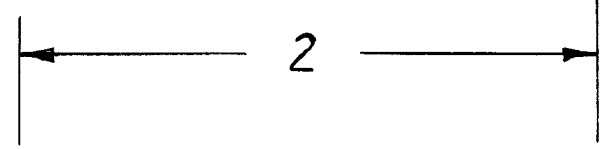
4

3

2

1

REVISIONS						
ZONE	LTR	DESCRIPTION	DATE	E.M.N.NO	DRAFT	APPD
	X1	REDUCE TO 2" LENGTH	10/15/68		C. GROB	
	X2	ADD. GOTHIC WHITE MS8400	5/19/69	-H	GE	
	Ø	ORIGINAL RELEASE FOR PRODUCTION	5/19/69	-H	GE	



CUT LINE

REVERSE ETCH
LUSTERLESS BLACK BACKGROUND
GOTHIC WHT

DWG. IS TO SCALE

3 EA	PER PLANE	
QTY / UNIT	MODEL USED ON	ASS'Y NO.
APPLICATION		
	CODE	
<p>NOTICE TO PERSONS RECEIVING THIS DRAWING THE TECHNICAL MATERIEL CORPORATION claims proprietary right in the material disclosed hereon. This drawing is issued in confidence for engineering information only and may not be reproduced or used to manufacture anything shown hereon without permission from THE TECHNICAL MATERIEL CORPORATION to the user. This drawing is loaned for mutual assistance and is subject to recall at any time.</p>		

UNLESS OTHERWISE SPECIFIED DIMENSIONS ARE IN INCHES AND INCLUDE CHEMICALLY APPLIED OR PLATED FINISHES	
DECIMALS .X ± .05 .XX ± .01 .XXX ± .005	FRACTIONS 1/64 ANGLES 0° 30'
MATERIAL MS 8400	
FINISH	

REQ'D	ITEM	PART NUMBER	DESCRIPTION	SYM.
LIST OF MATERIAL				
<p>FINAL APPROVAL <i>[Signature]</i> DATE 3/26/69</p> <p>MECH. DES. DATE</p> <p>ELECT. DES. DATE</p> <p>CHECKED <i>[Signature]</i> DATE 5/20/69</p> <p>DRAWN C.D. DEAN DATE 6-4-68</p>				
<p>THE TECHNICAL MATERIEL CORP. MAMARONECK, NEW YORK</p> <p>IDENTIFICATION PLATE FOR CAMERAS AND REMOTE CONTROL UNITS</p>				
SIZE	CODE	IDENT. NO.	DWG NO.	ISSUE
B	82679		NP 8006	Ø
SCALE 7			SHEET	OF