

IF IT IS FOUND DESIRABLE TO CHANGE ANY TOLERANCE OR OTHER DETAIL SPECIFIED ON THIS DRAWING NOTIFY THE PURCHASER PROMPTLY.

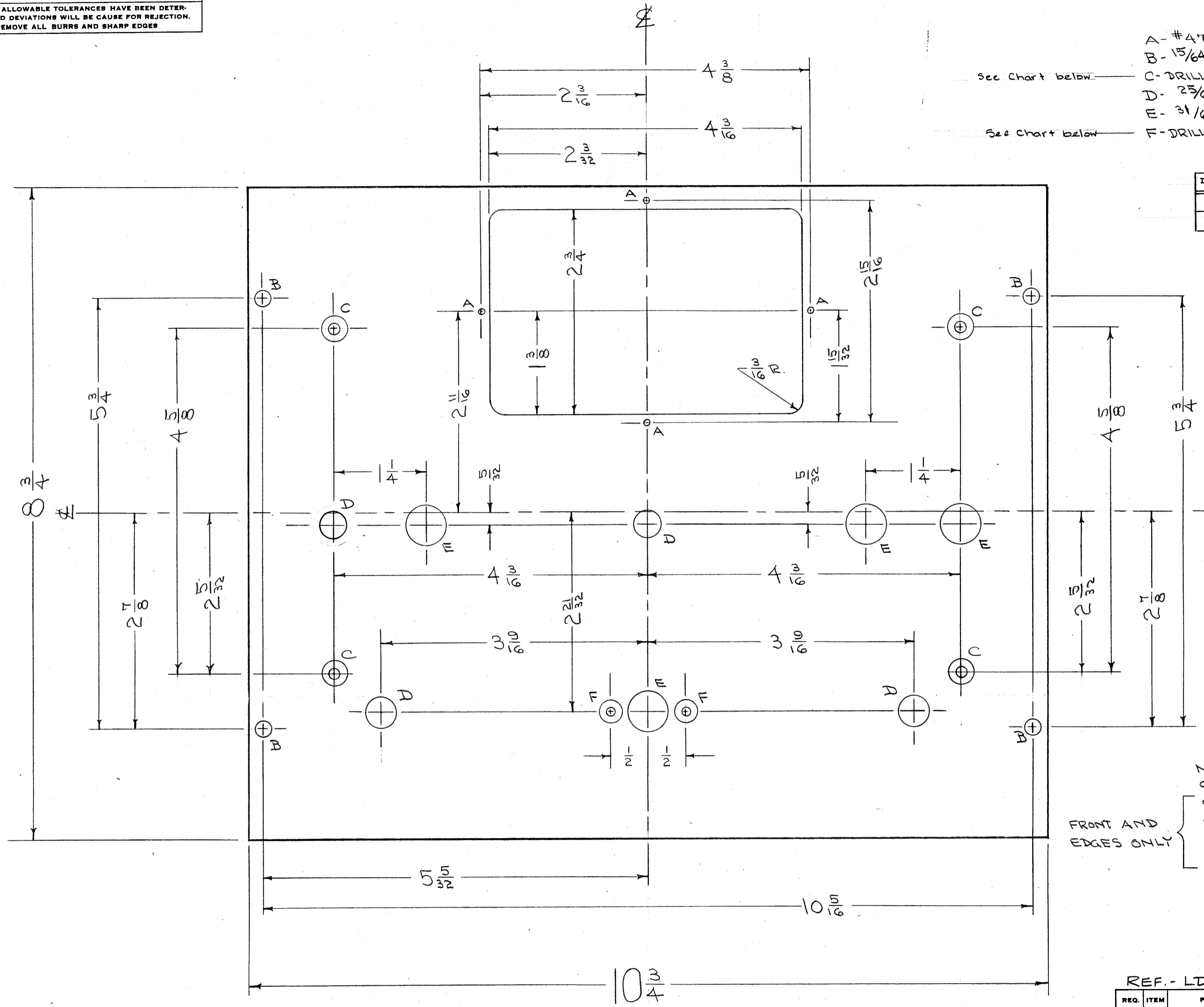
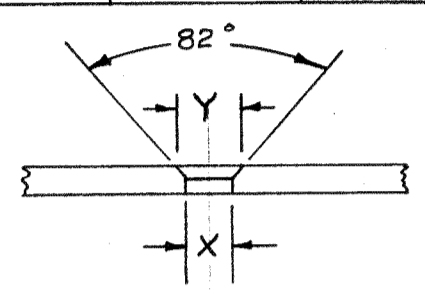
MAXIMUM ALLOWABLE TOLERANCES HAVE BEEN DETERMINED AND DEVIATIONS WILL BE CAUSE FOR REJECTION. REMOVE ALL BURRS AND SHARP EDGES

- A - #47 (.078) D. 4 HOLES REQ.
- B - 15/64 (.234) D. 4 " "
- C - DRILL & C'SINK 8-32 4 " "
- D - 25/64 (.390) D. 4 " "
- E - 31/64 (.484) D. 4 " "
- F - DRILL & C'SINK 6-32 2 " "

See Chart below

See Chart below

DIMENSION	6-32 "F" HOLES	8-32 "C" HOLES
X	#27 (.144) D.	#18 (.169) D.
Y	.284 D.	.337 D.



MS-938 C

NOTE: FINISH  
 S-404 YEL-IRIDITE  
 S-114 ZINC CHROMATE PRIMER  
 S-115 SMOOTH GRAY ENAMEL  
 OR - PRIME AND PAINT TO CUSTOMERS SPECIFICATION.

REF. - LD-296

REQ. ITEM	PART NO.	DESCRIPTION	SYMBOL
1	1/8 THICK	THE TECHNICAL MATERIEL CORP. MAMARONECK, NEW YORK	
1	ALUMINUM	FRONT PANEL MACHINING (CABINET MTD) GSB-1	
1	2024 T3	CDD 5/15/56	##
1	SEE NOTE	DRAWN ELEC. DES. APP. MECH. DES. APP.	OB
1	SEE NOTE	CHECKED	FINAL APPROVAL
1	SEE NOTE	MS-938 C	

ISSUE	ITEM	CHANGED FROM	DATE	CN. NO.	DRAFTS	CHECKER	ENG. APP.
C	1	5404 WAS S101	12-9	1001			EMN
B	1	C'SINKING DETAIL & CHART ADDED FOR "C" & "F" HOLES	3/8/57	2	16		
A	2	45/8 WAS A1516	8/11/56	1			
A	1	25/32 " 25/32					

TOLERANCES		SCALE:
ALL OTHERS	DEC. DIM. ± 1/64 FRAC. DIM. ± 1/64 ANGULAR DIM. ±	DRILL, PUNCH, COMMERCIAL STOCK SIZES AND MANUFACTURERS TOLERANCES ARE NOT INCLUDED.

REQ. PER UNIT	MODEL	PROJECT NO.	ASS'Y. NO.	DATE
1	GSB-1 MARK II			5-20-57
1	GSB-1	459		5-15-56

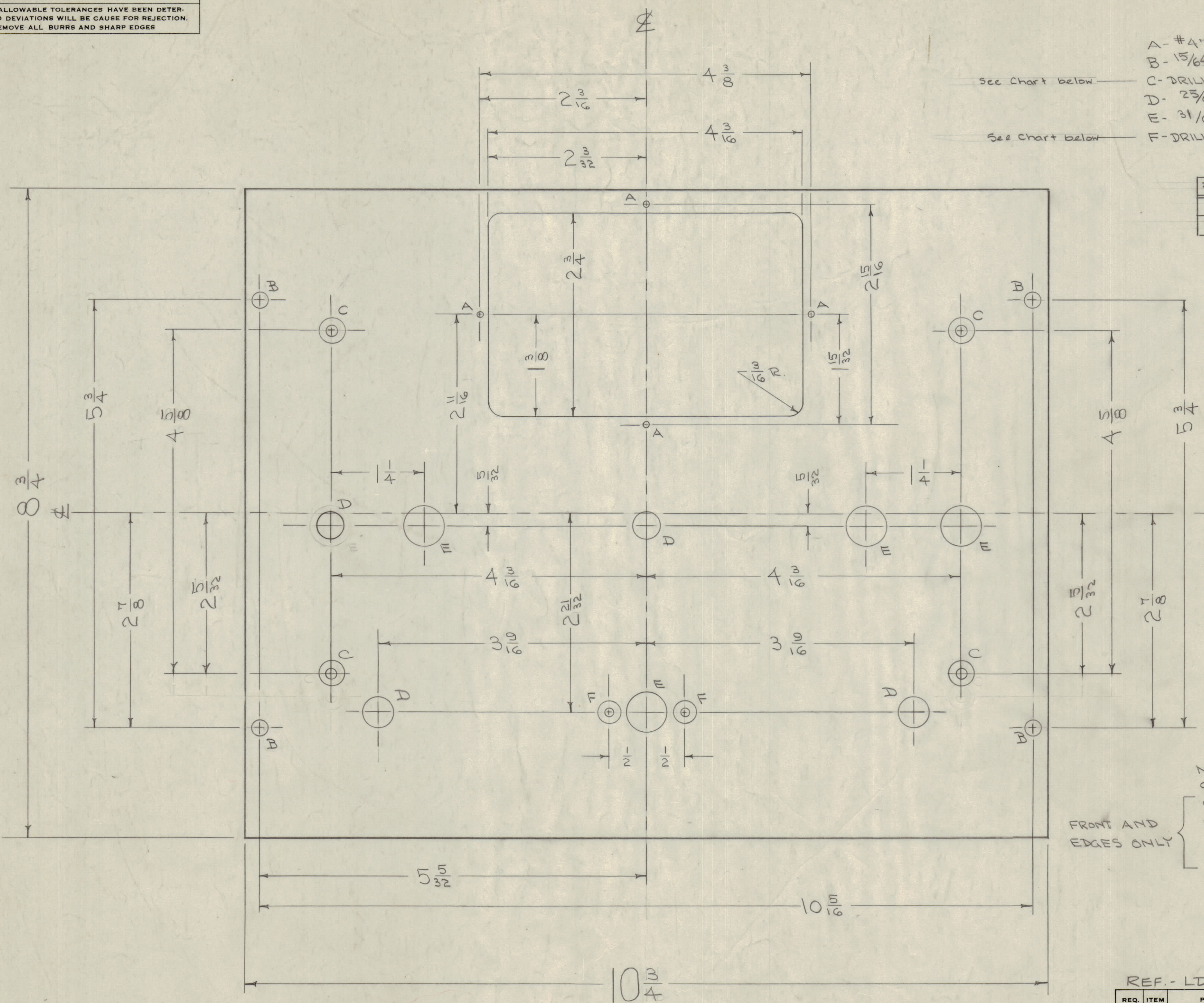
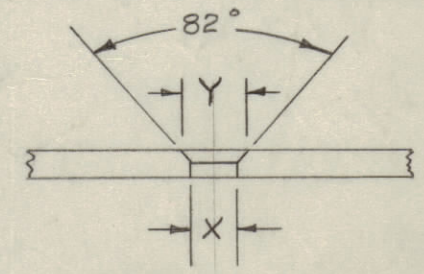
IF IT IS FOUND DESIRABLE TO CHANGE ANY TOLERANCE OR OTHER DETAIL SPECIFIED ON THIS DRAWING NOTIFY THE PURCHASER PROMPTLY.

MAXIMUM ALLOWABLE TOLERANCES HAVE BEEN DETERMINED AND DEVIATIONS WILL BE CAUSE FOR REJECTION. REMOVE ALL BURRS AND SHARP EDGES

- A- #47 (.078) D. 4 HOLES REQ.
- B- 15/64 (.234) D. 4 " "
- C- DRILL & C'SINK 8-32 4 " "
- D- 25/64 (.390) D. 4 " "
- E- 31/64 (.484) D. 4 " "
- F- DRILL & C'SINK 6-32 2 " "

See Chart below

DIMENSION	6-32 "F" HOLES	8-32 "C" HOLES
X	#27 (.144) D.	#18 (.169) D.
Y	.284 D.	.337 D.



MS-938 C

NOTE: FINISH  
 S-404 YEL-IRIDITE  
 S-114 ZINC CHROMATE PRIMER  
 S-115 SMOOTH GRAY ENAMEL  
 OR- PRIME AND PAINT TO CUSTOMERS SPECIFICATION.  
 FRONT AND EDGES ONLY

REF.- LD-296

ISSUE	ITEM	CHANGED FROM	DATE	CN. NO.	DRAFTS	CHECKER	ENG. APP.
C	1	S404 WAS S101	12-29-57	1001	P		EMN
B	1	C'SINKING DETAIL & CHART ADDED FOR 'C' & 'F' HOLES	3/18/57	2	16		
A	2	45/64 WAS A1516	8/27/56	1			
A	1	25/32 " 25/32					

TOLERANCES		SCALE:
ALL OTHERS	DEC. DIM. ± FRAC. DIM. ± 1/64 ANGULAR DIM. ±	DRILL, PUNCH, COMMERCIAL STOCK SIZES AND MANUFACTURERS TOLERANCES ARE NOT INCLUDED.

1	GSB-1 MARK II		5-20-57
1	GSB-1	439	5-15-56
REQ PER UNIT	MODEL	PROJECT NO.	ASS'Y. NO.
			DATE

REQ. ITEM	PART NO.	DESCRIPTION	SYMBOL
	1/8 THICK	THE TECHNICAL MATERIEL CORP. MAMARONECK, NEW YORK	
	ALUMINUM	FRONT PANEL MACHINING (CABINET MTD) GSB-1	
	2024 T3	DATE 5/15/56	DR
		DRAWN	ELEC. DES. APP. MECH. DES. APP.
		CHECKED	FINAL APPROVAL
		SEE NOTE	
		FINISH & SPEC. NO.	MS-938 C