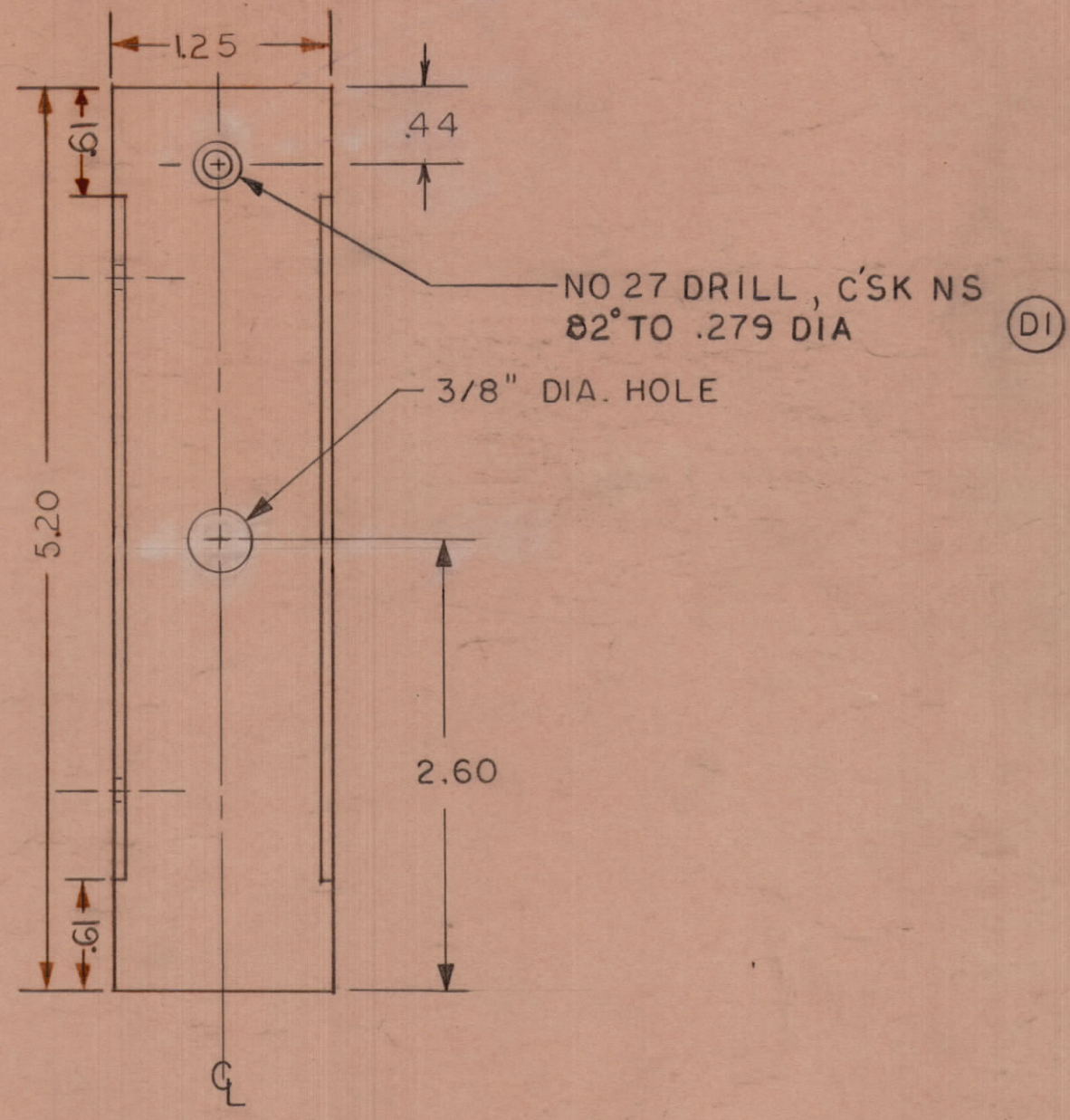
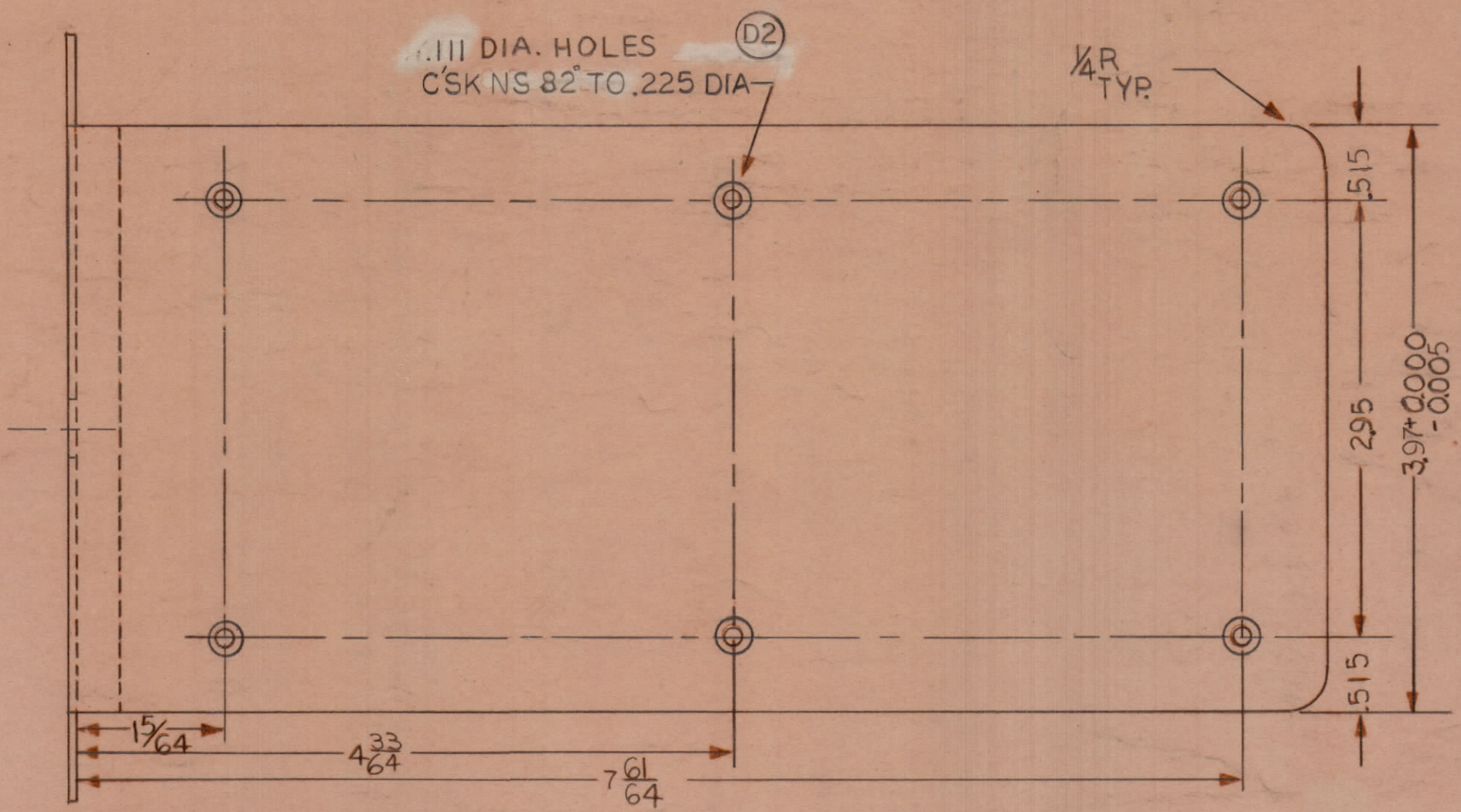
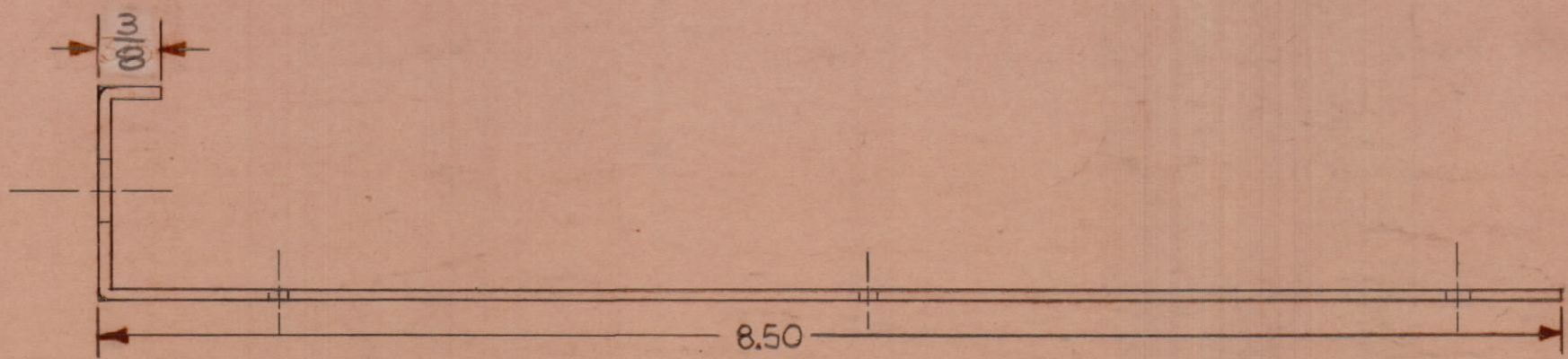


REVISIONS						
ZONE	LTR	DESCRIPTION	DATE	E.M.N.NO	DRAFT	CHKD APPD
	A	DIMENSIONS CHANGED	10-6-67		ROG	
	B	DIMENSIONS CHANGED. HOLES ADDED	10-17-67		ROG	
	C	REDRAWN COMPLETELY. OLD MULTRONICS NO. C2373029	12-7-67		EAI	JFP
	D	D1 ADDED HOLE D2 ADDED CSK TO HOLES	5-1-68		REL	REL JFP
	F	SHEET 1 WAS SHEET 4	7-3-68		ROS	JFP JFP
	X	DWG HAS 40M12C7020	8-12-68		C. GAOB	
	Ø	ORIGINAL RELEASE FOR PRODUCTION	8/27/69			



REAR VIEW  
FM PROCESSING AMPLIFIER

NOTE:  
DEBURR ALL HOLES BOTH SIDES

1	SPT-3KVHF	AX8031
QTY / UNIT	MODEL USED ON	ASS'Y NO.
APPLICATION 48085		
CODE		
NOTICE TO PERSONS RECEIVING THIS DRAWING THE TECHNICAL MATERIEL CORPORATION claims proprietary right in the material disclosed hereon. This drawing is issued in confidence for engineering information only and may not be reproduced or used to manufacture anything shown hereon without permission from THE TECHNICAL MATERIEL CORPORATION to the user. This drawing is loaned for mutual assistance and is subject to recall at any time.		

UNLESS OTHERWISE SPECIFIED DIMENSIONS ARE IN INCHES AND INCLUDE CHEMICALLY APPLIED OR PLATED FINISHES	
TOLERANCES ON	
DECIMALS	FRACTIONS
.X ± .05	± 1/64
.XX ± .01	ANGLES
.XXX ± .005	± 0° -30'
MATERIAL 18 GA. COLD ROLLED STEEL	
FINISH CAD. CHROMATE TREAT	

QTY. REQ.	ITEM	PART NO.	DESCRIPTION	SYMBOL
LIST OF MATERIAL				
FINAL APPROVAL: J.F.P. DATE: 1-31-68 MECH. DES: J.F.P. DATE: 7-6-67 ELECT. DES: DATE: 8-12-69 CHECKED: JFP DATE: 12-8-67 DRAWN: JFP DATE: 12-7-67				
THE TECHNICAL MATERIEL CORP. MAMARONECK, NEW YORK MODULE CHASSIS FOR ACCESSORY CABINETS SPT-3KVHF TRANSMITTER				
SIZE	CODE	IDENT. NO.	DWG. NO.	ISSUE
C	82679	40MM	58372	Ø
SCALE				SHEET 1 OF 3