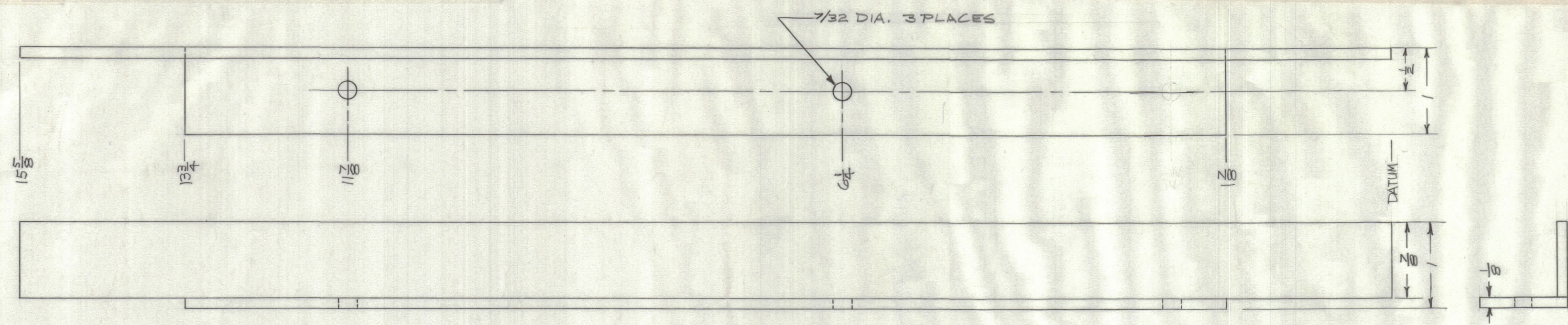
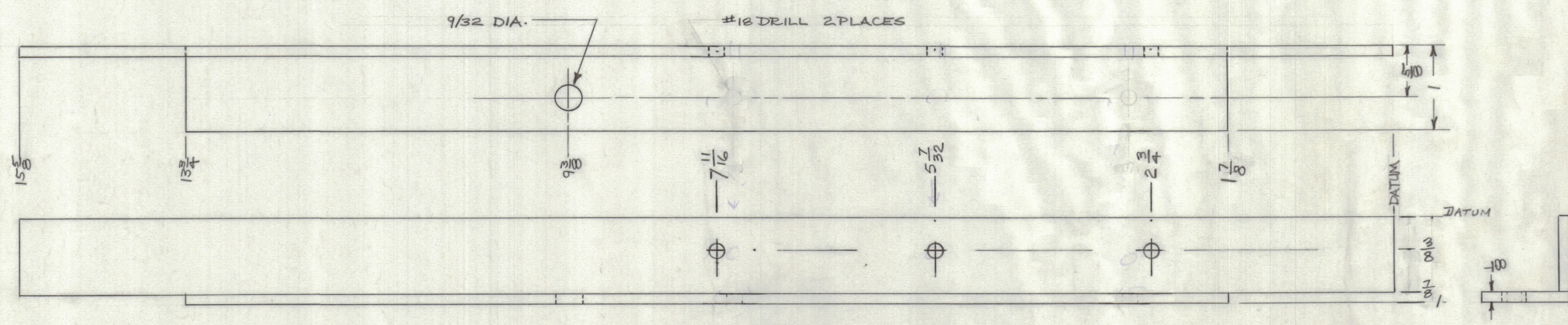


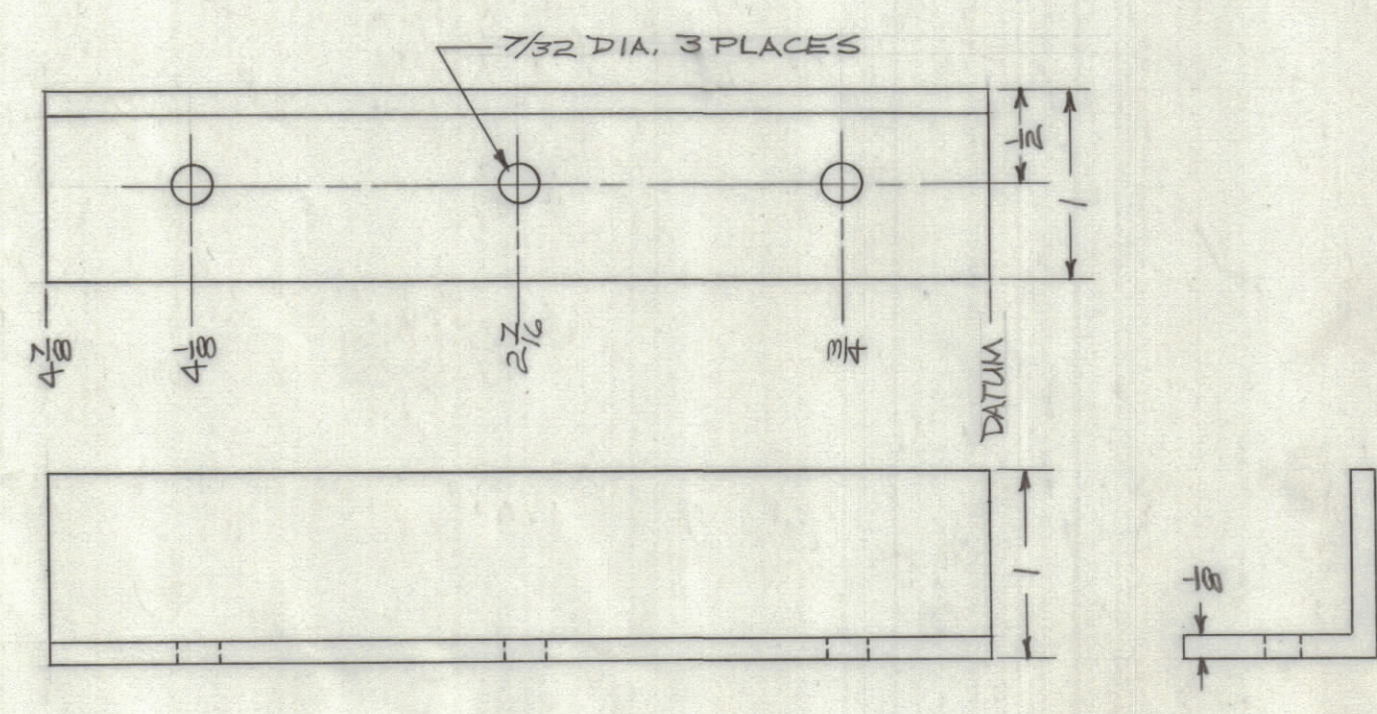
REVISIONS							
ZONE	LTR	DESCRIPTION	DATE	E.M.N.NO	DRAFT	CHKD	APPD
	A	GENERAL REVISIONS	2-29-68			JFP	JFP
	X	40M12D7187 DWG. No.	8/12/68			C. GROSS	
	Ø	ORIGINAL RELEASE FOR PRODUCTION	9/15/69			RJF	
	A	ADD. ANGLE STRIP-4 SIDE VIEW, DELE. P.H., TOP VIEW	6-29-71	2039B		RJF	W.P.E.



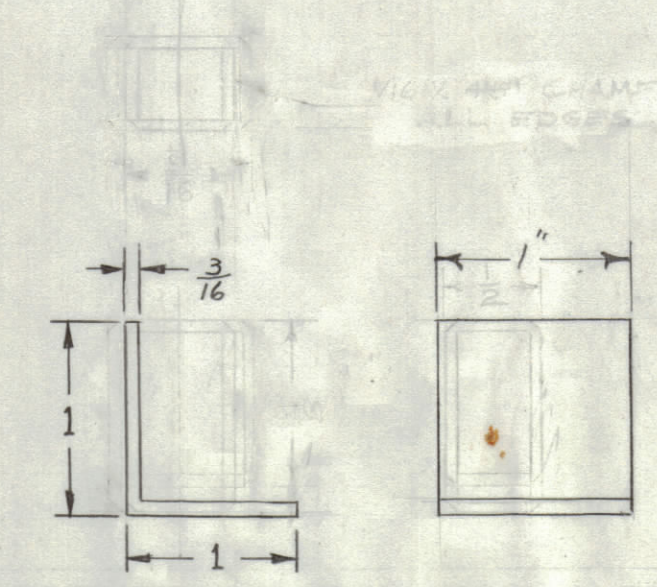
CONTACTOR SUPPORT ANGLE - 1



TRANSFORMER SUPPORT ANGLE - 2



RESISTOR SUPPORT ANGLE - 3



MAT: 1 X 1 X 3/16 ALUMINUM 4 ALLOY 6063-T5  
NOTE: 4 REQ'D. PER UNIT

ANGLE STRIP - 4 (DRILL & TAP AFTER WELDING)

NOTE: APPLY FINISH AFTER WELDING/ASS'Y.

CODE	DESCRIPTION	ASS'Y NO.
SEE A8062	SPT-3KVHF	AX8058
APPLICATION		
NOTICE TO PERSONS RECEIVING THIS DRAWING		
THE TECHNICAL MATERIEL CORPORATION claims proprietary right in the material disclosed hereon. This drawing is issued in confidence for engineering information only and may not be reproduced or used to manufacture anything shown hereon without permission from THE TECHNICAL MATERIEL CORPORATION to the user. This drawing is loaned for mutual assistance and is subject to recall at any time.		

QTY. REQ.	ITEM	PART NO.	DESCRIPTION	SYMBOL
LIST OF MATERIAL				
THE TECHNICAL MATERIEL CORP. MAMARONECK, NEW YORK				
PLATE CONTROL BASE PARTS				
TOLERANCES ON		DATE		
DECIMALS	FRACTIONS	7-11-68		
.X ± .05	± 1/64	DATE		
.XX ± .01	ANGLES	1-19-68		
.XXX ± .005	± 0° -30'	DATE		
MATERIAL 1 X 1 X 1/8 EXTRUDED ALUM. ANGLE ALLOY 6063-T5 OR NOTED.		DATE		
FINISH GREY VINYL CORITEX NO. 63K-L10744 PER TMC SPEC. S-521		7-11-68		
SIZE		CODE IDENT. NO.	DWG. NO.	ISSUE
D		82679	M58359	A
SCALE 1/1		SHEET 1		OF 1