

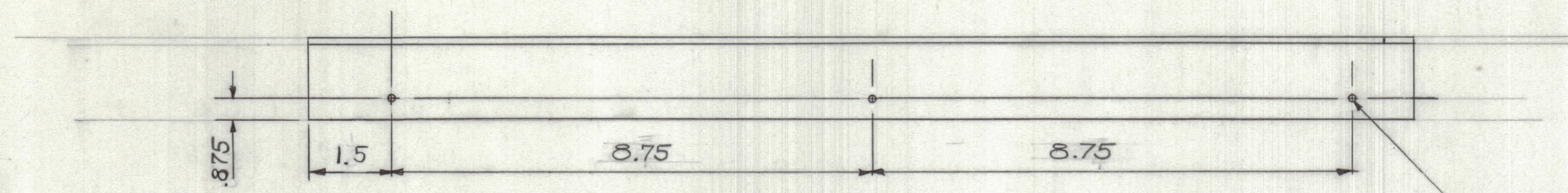
4

3

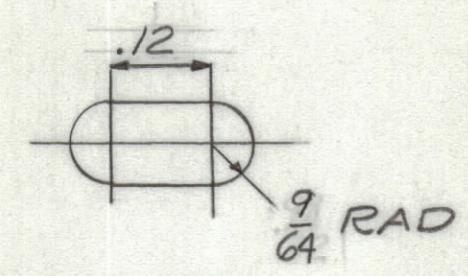
2

1

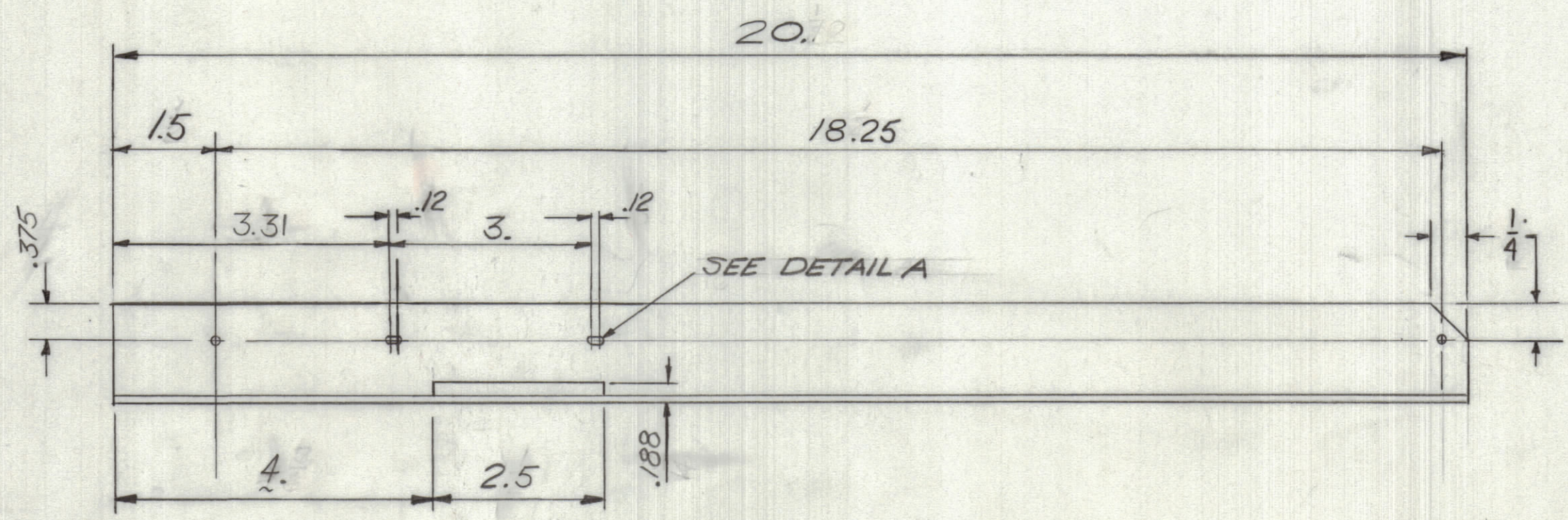
REVISIONS							
ZONE	LTR	DESCRIPTION	DATE	E.M.N.NO	DRAFT	CHKD	APPD



(5) DRILL FOR #6 SCREW



DETAIL A



MS8175
Ø
B

1 / 17A	AX 8047	A8033
QTY / UNIT	MODEL USED ON	ASS'Y NO.
APPLICATION		
CODE		

NOTICE TO PERSONS RECEIVING THIS DRAWING
 THE TECHNICAL MATERIEL CORPORATION claims proprietary right in the material disclosed hereon. This drawing is issued in confidence for engineering information only and may not be reproduced or used to manufacture anything shown hereon without permission from THE TECHNICAL MATERIEL CORPORATION to the user. This drawing is loaned for mutual assistance and is subject to recall at any time.

UNLESS OTHERWISE SPECIFIED DIMENSIONS ARE IN INCHES AND INCLUDE CHEMICALLY APPLIED OR PLATED FINISHES

TOLERANCES ON
 DECIMALS FRACTIONS
 .X ± .05 ± 1/64
 .XX ± .01 ANGLES
 .XXX ± .005 ± 0° -30'

MATERIAL
 1/8 x 1/2 x 1/2 ALUM L

FINISH
 S404 - IRIDITE

QTY. REQ.	ITEM	PART NO.	DESCRIPTION	SYMBOL
LIST OF MATERIAL				
FINAL APPROVAL: <i>[Signature]</i> DATE: 2-30-68 MECH. DES. <i>[Signature]</i> DATE: 1-17-68 ELECT. DES. <i>[Signature]</i> DATE: 1-14-68 CHECKED: <i>[Signature]</i> DATE: 2-20-68 DRAWN: <i>[Signature]</i> DATE: 1-15-68				
THE TECHNICAL MATERIEL CORP. MAMARONECK, NEW YORK SHELF BKT. & LOCKING QUADRANT GUIDE				
SIZE	CODE IDENT. NO.	DWG NO.	ISSUE	
C	82679	MS 8175	Ø	
SCALE			SHEET 1 OF 1	

4

3

2

1