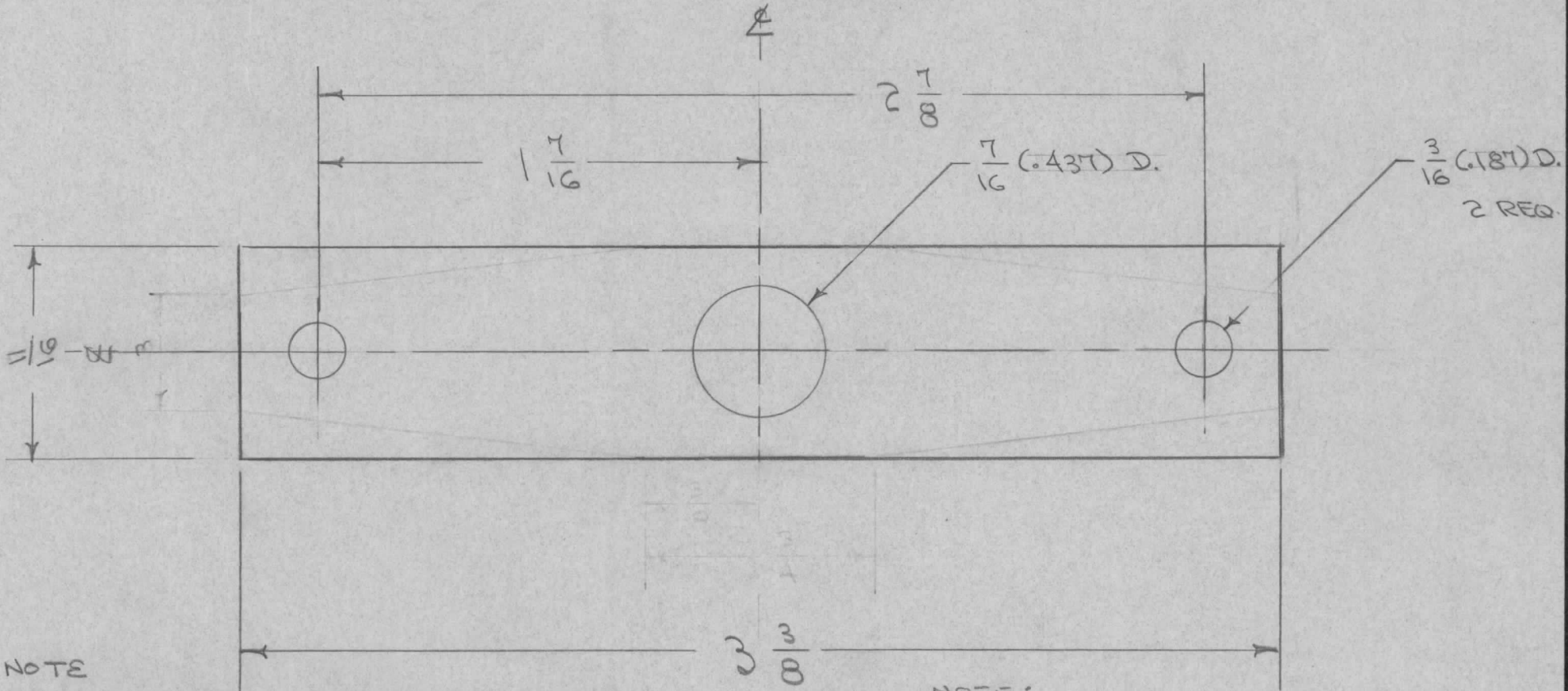


BLANK SIZE

3 3/8 x 11/16

REQ. PER UNIT	USED ON			MS-886	A
	MODEL	ASS'Y. NO.	DATE		
1	RTF	A-1273	2-3-56		

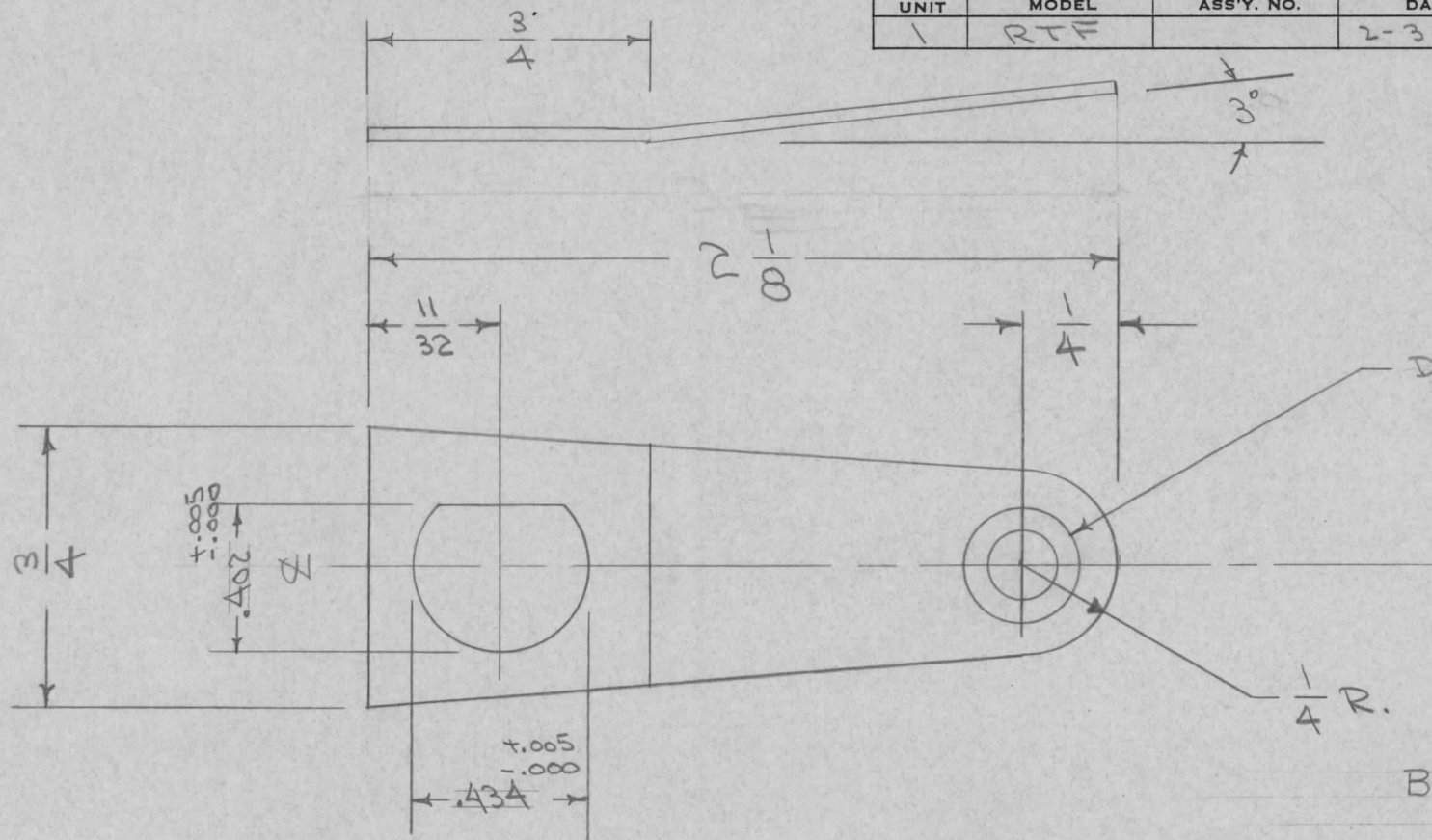


NOTE  
USED ONLY ON RTF SERIAL NOS.  
100-114 INCLUSIVE.

NOTE:  
REMOVE SHARP CORNERS

REQ.	ITEM	PART NO.	DESCRIPTION				SYMBOL
		.081	THE TECHNICAL MATERIEL CORP.				
		STOCK SIZE	MAMARONECK. NEW YORK				
A	1	5404 IRIDITE WAS S101 CAUSTIC DIP	12-7 59	1001	P	EMN	BRACKET, DETENT Paw/AMP
ISSUE	ITEM	CHANGED FROM	DATE	CH. NO.	DRAFTS	CHECKER	ENG. APP.
TOLERANCES			SCALE:				
DEC. DIM. ±			MAXIMUM ALLOWABLE TOLERANCES HAVE BEEN DETERMINED AND ANY DEVIATIONS WILL BE CAUSE FOR REJECTION.				
FRAC. DIM. ± 1/64			REMOVE ALL BURRS AND SHARP EDGES				
ANGULAR DIM. ±							
		5052-H32	HEAT TREAT. SPEC.		DRAWN		CHECKED
		5404 IRIDITE	FINISH & SPEC. NO.		ELEC. DES. APP.		MECH. DES. APP.
					MS-886		A

REQ. PER UNIT	USED ON		MS-887	B
	MODEL	ASS'Y. NO.		
1	RTF		2-3-56	



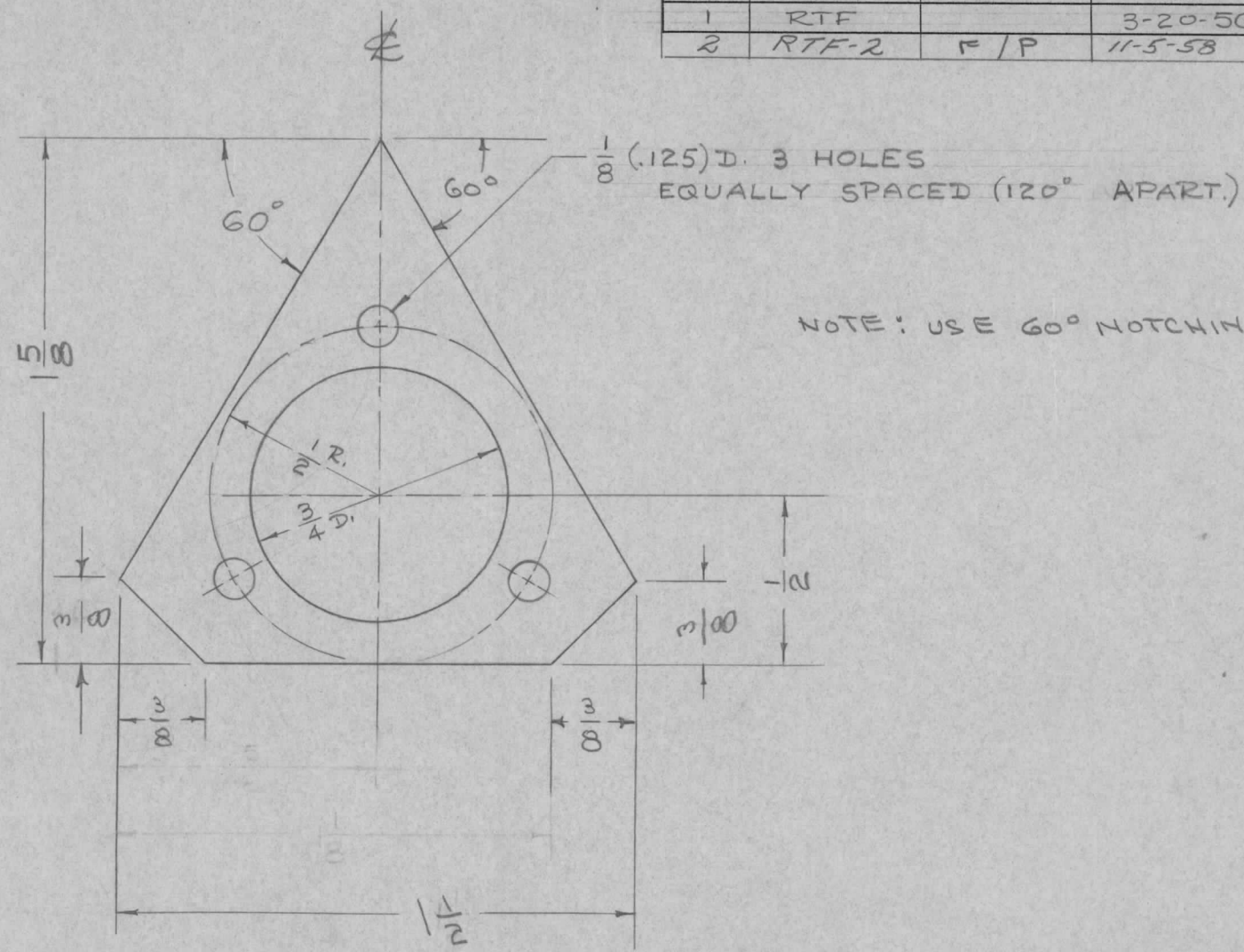
NOTE  
USED ONLY ON RTF SERIAL NOS  
100-114 INCLUSIVE

NOTE: FINISH  
S-404-IRIDITE  
COPPER FLASH  
S-135 NICKEL PLATE

ISSUE	ITEM	CHANGED FROM	DATE	CH. NO.	DRAFTS	CHECKER	ENG. APP.	REQ. ITEM	PART NO.	DESCRIPTION	SYMBOL		
									.081	THE TECHNICAL MATERIEL CORP. MAMARONECK, NEW YORK	B		
B	1	S404-IRIDITE WAS S101-CAUSTIC DIP	12-7 59	1001	P	EMN			STOCK SIZE				
A	1	BEND ADDED	4/14/56	1	CDP	JADE	WDC		ALUMINUM	LEVER, CAP. INC. SWITCH			
									MATERIAL	POW/AMP			
TOLERANCES			SCALE:					5052-432	CDP 2/3/56	JADE	WDC		
DEC. DIM. ±			MAXIMUM ALLOWABLE TOLERANCES HAVE BEEN DETERMINED AND ANY DEVIATIONS WILL BE CAUSE FOR REJECTION.					TYPE & TEMPER	HEAT TREAT. SPEC.	DRAWN	CHECKED	FINAL APPROVAL	
FRAC. DIM. ± 1/64			REMOVE ALL BURRS AND SHARP EDGES					SEE NOTE			MM 2/6/59	MS-887	B
ANGULAR DIM. ± 2°								FINISH & SPEC. NO.	ELEC. DES. APP.	MECH. DES. APP.			

REQ. PER UNIT	USED ON		
	MODEL	ASS'Y. NO.	DATE
1	RTF		3-20-56
2	RTF-2	F/P	11-5-58

MS-892



NOTE: USE 60° NOTCHING DIE

REQ. ITEM	PART NO.						DESCRIPTION			SYMBOL						
	.040						THE TECHNICAL MATERIEL CORP.									
	STOCK SIZE						MAMARONECK, NEW YORK									
B 1	S404-IRIDITE WAS 5101-CAUSTIC DIP						POINTER									
A 1	REDRAWN REVISED						F/P			GPR-750						
ISSUE ITEM	CHANGED FROM		DATE	CH. NO.	DRAFTS	CHECKER	ENG. APP.	MATERIAL								
TOLERANCES			SCALE: 2-1				5052-H32	—	B	CDP	WDC					
DEC. DIM. ±			MAXIMUM ALLOWABLE TOLERANCES HAVE BEEN DETERMINED AND ANY DEVIATIONS WILL BE CAUSE FOR REJECTION.				TYPE & TEMPER		HEAT TREAT. SPEC.		DRAWN		CHECKED		FINAL APPROVAL	
FRAC. DIM. ± 1/64							S404-IRIDITE									
ANGULAR DIM. ± 1°			REMOVE ALL BURRS AND SHARP EDGES				FINISH & SPEC. NO.		ELEC. DES. APP.		MECH. DES. APP.		MS-892		B	