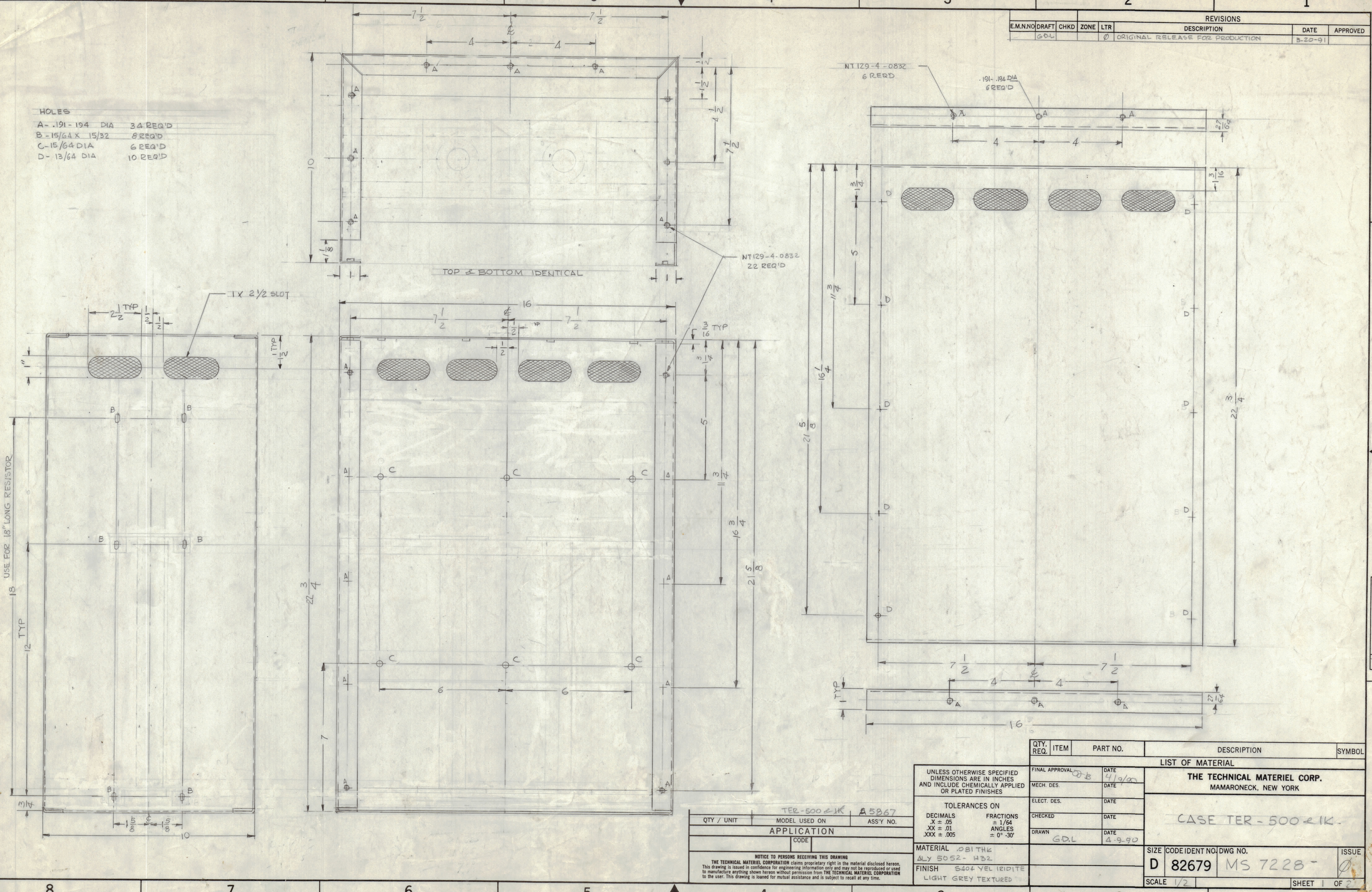


REVISIONS					DATE	APPROVED
E.M. NO.	DRAFT	CHKD	ZONE	LTR	DESCRIPTION	
60L					ORIGINAL RELEASE FOR PRODUCTION	3-20-91

- HOLES
- A - .191-194 DIA 34 REQ'D
  - B - 15/64 X 15/32 8 REQ'D
  - C - 15/64 DIA 6 REQ'D
  - D - 13/64 DIA 10 REQ'D



QTY / UNIT	MODEL USED ON	ASS'Y NO.
	TER-500-21K	A5867
APPLICATION		
CODE		

NOTICE TO PERSONS RECEIVING THIS DRAWING  
 THE TECHNICAL MATERIEL CORPORATION claims proprietary right in the material disclosed hereon.  
 This drawing is issued in confidence for engineering information only and may not be reproduced or used  
 to manufacture anything shown hereon without permission from THE TECHNICAL MATERIEL CORPORATION  
 to the user. This drawing is loaned for mutual assistance and is subject to recall at any time.

UNLESS OTHERWISE SPECIFIED  
 DIMENSIONS ARE IN INCHES  
 AND INCLUDE CHEMICALLY APPLIED  
 OR PLATED FINISHES

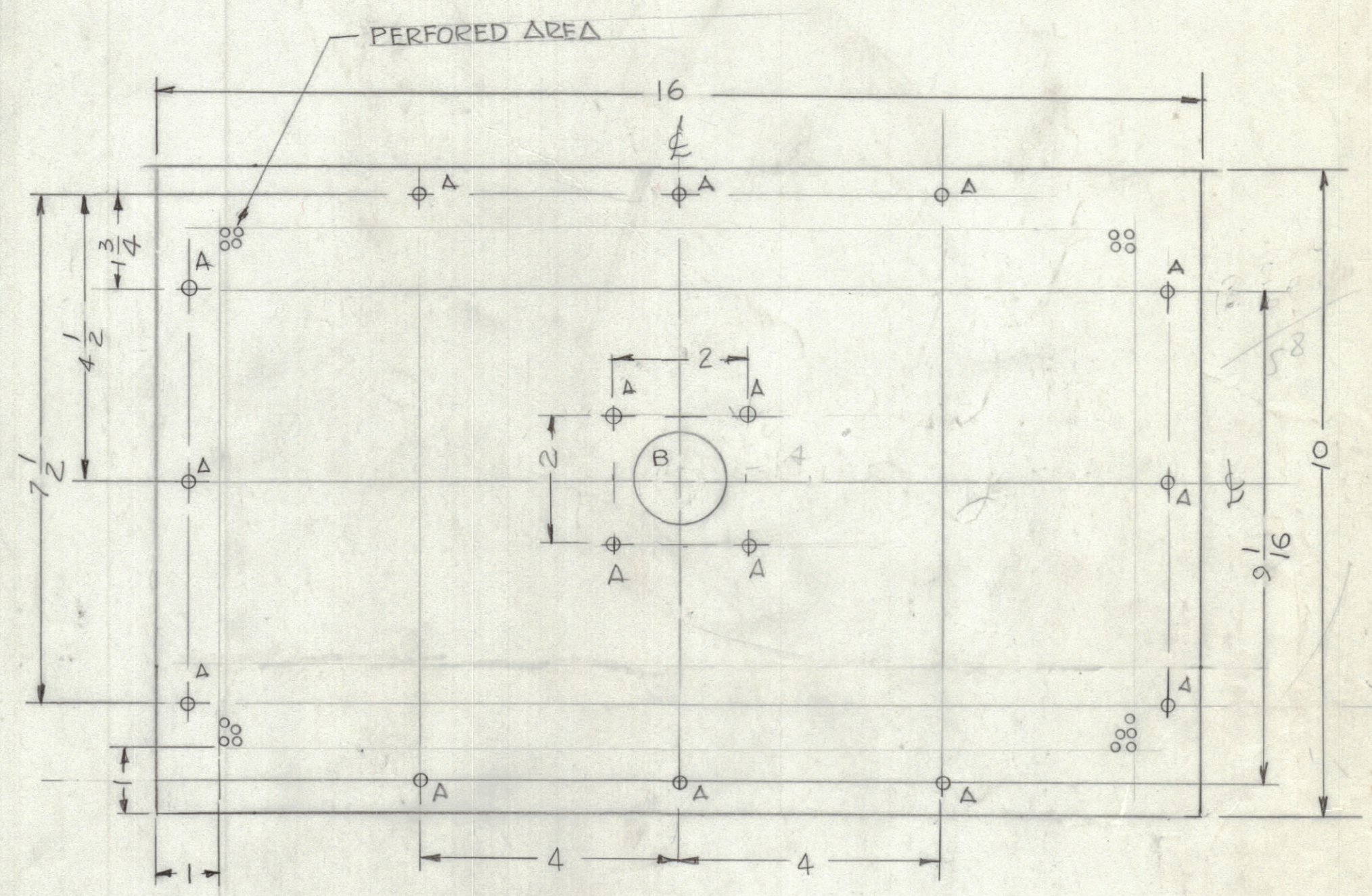
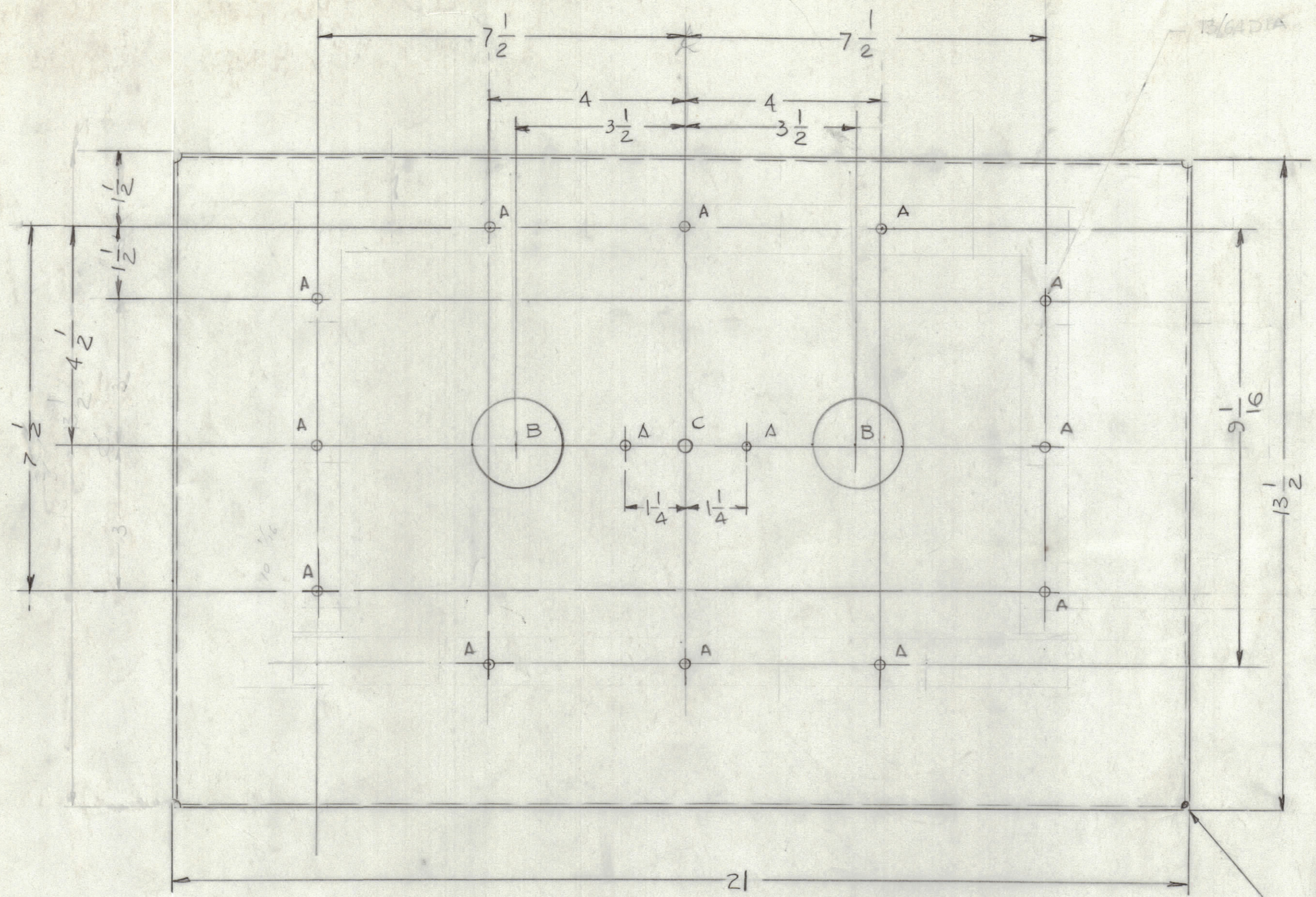
TOLERANCES ON

DECIMALS	FRACTIONS
.X ± .05	± 1/64
.XX ± .01	ANGLES
.XXX ± .005	± 0° - 30'

MATERIAL .081 THK  
 ALY 5052- H32  
 FINISH S404 YEL IRIDITE  
 LIGHT GREY TEXTURED

QTY. REQ.	ITEM	PART NO.	DESCRIPTION	SYMBOL
LIST OF MATERIAL				
<b>THE TECHNICAL MATERIEL CORP.</b> MAMARONECK, NEW YORK				
CASE TER-500-21K				
FINAL APPROVAL		DATE		
MECH. DES.		DATE		
ELECT. DES.		DATE		
CHECKED		DATE		
DRAWN		DATE		
GDL		4-9-90		
SIZE CODE IDENT NO. DWG NO.			ISSUE	
D 82679 MS 7228-			1	
SCALE 1/2			SHEET 1 OF 2	

REVISIONS							
E.M.N.O.	DRAFT	CHKD	ZONE	LTR	DESCRIPTION	DATE	APPROVED
	GDL				ORIGINAL RELEASE FOR PRODUCTION	3-20-91	



HOLES -  
 A - 13/64 DIA 12 REQ'D  
 B - 1 1/2 DIA

HOLES  
 A - 13/64 DIA 14 REQ'D  
 B - 1 7/8 DIA 2 REQ'D  
 C - 9/32 DIA

TOP COVER

BOTTOM PERFORATE PLATE

WELD ALL FOUR CORNER

QTY / UNIT	MODEL USED ON	ASS'Y NO.
	TER-500 & 1K	Δ5867
APPLICATION		
CODE		

NOTICE TO PERSONS RECEIVING THIS DRAWING  
 THE TECHNICAL MATERIEL CORPORATION claims proprietary right in the material disclosed hereon. This drawing is issued in confidence for engineering information only and may not be reproduced or used to manufacture anything shown hereon without permission from THE TECHNICAL MATERIEL CORPORATION to the user. This drawing is loaned for mutual assistance and is subject to recall at any time.

UNLESS OTHERWISE SPECIFIED DIMENSIONS ARE IN INCHES AND INCLUDE CHEMICALLY APPLIED OR PLATED FINISHES

TOLERANCES ON  
 DECIMALS X ± .05  
 FRACTIONS ± 1/64  
 ANGLES ± 0° -30'

MATERIAL .081 THK. 1  
 ALL-5052-H32

FINISH S404 YEL IRIDTC  
 LIGHT GREY TEXTURED

QTY. REQ.	ITEM	PART NO.	DESCRIPTION	SYMBOL
LIST OF MATERIAL				
FINAL APPROVAL		DATE	THE TECHNICAL MATERIEL CORP. MAMARONECK, NEW YORK	
MECH. DES.		DATE		
ELECT. DES.		DATE		
CHECKED		DATE		
DRAWN		DATE	CASE TER-500 & 1K	
G.D.L.		4-10-90		
SIZE	CODE	IDENT NO.	DWG NO.	ISSUE
D		82679	MS 7228 -	∅
SCALE 1/2			SHEET 2 OF 2	