
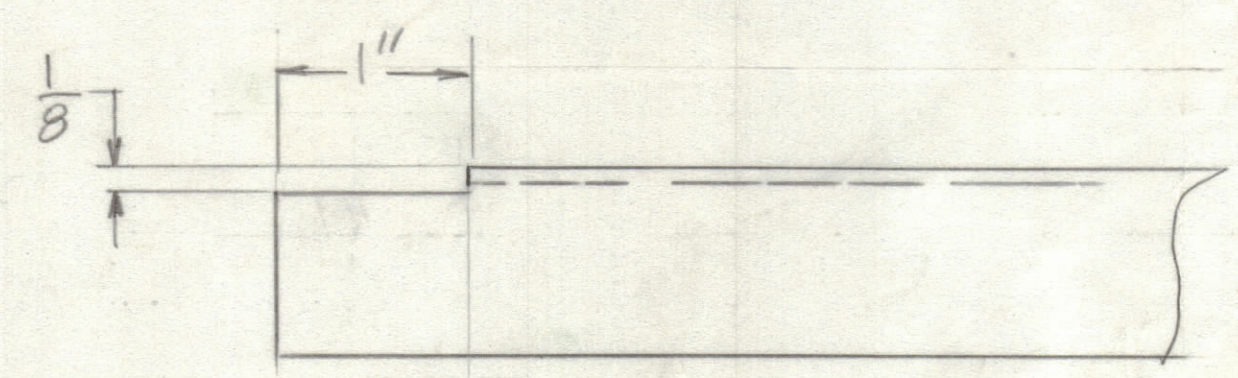
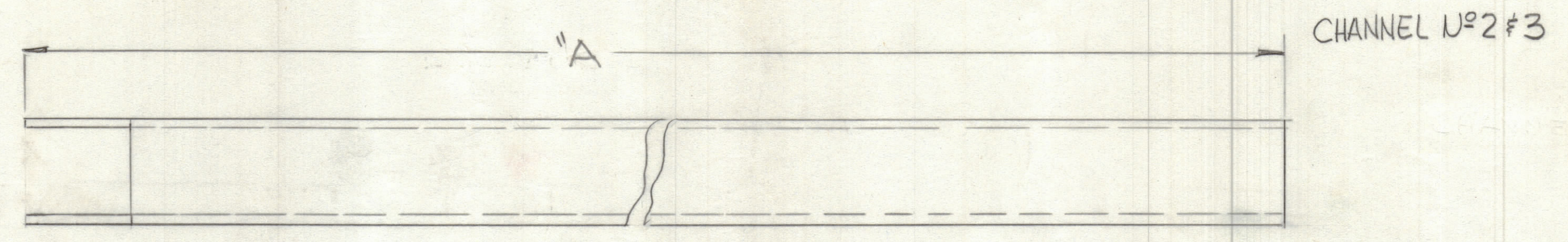


REVISIONS					
E.M.N.NO	DRAFT	CHKD	ZONE	LTR	APPROVED
DESCRIPTION					DATE
ORIGINAL RELEASE FOR PRODUCTION					8-28-79
					FB



TMC - 1
(CHANNEL No 2) REQ'D 1



TMC No	DIM "A" -	REQ
-2	16"	2
-3	24"	1

NOTE:
13 GA CRS
1X1 U CHANNEL

COPPER FLASH
& CLEAR IRIDITE

QTY. REQ.	ITEM	PART NO.	DESCRIPTION	SYMBOL
LIST OF MATERIAL				
FINAL APPROVAL		DATE	THE TECHNICAL MATERIEL CORP. MAMARONECK, NEW YORK REINFORCEMENT MODIFICATION FOR MFT-10K/S (400HZ)	
MECH. DES.		DATE		
ELECT. DES.		DATE		
CHECKED		DATE		
DRAWN		DATE		
MATERIAL			SIZE	CODE
FINISH			IDENT NO.	DWG NO.
			ISSUE	
			SCALE	SHEET 1 OF 4

QTY / UNIT	MODEL USED ON	ASS'Y NO.
	MFT-10K/S (400Hz)	
APPLICATION		
CODE		
<small>NOTICE TO PERSONS RECEIVING THIS DRAWING</small> <small>THE TECHNICAL MATERIEL CORPORATION claims proprietary right in the material disclosed hereon. This drawing is issued in confidence for engineering information only and may not be reproduced or used to manufacture anything shown hereon without permission from THE TECHNICAL MATERIEL CORPORATION to the user. This drawing is loaned for mutual assistance and is subject to recall at any time.</small>		

UNLESS OTHERWISE SPECIFIED DIMENSIONS ARE IN INCHES AND INCLUDE CHEMICALLY APPLIED OR PLATED FINISHES

TOLERANCES ON
 DECIMALS .X ± .05
 FRACTIONS ± 1/64
 ANGLES ± 0° -30'

MATERIAL
SEE NOTE

FINISH
SEE NOTE

B MS6949

A