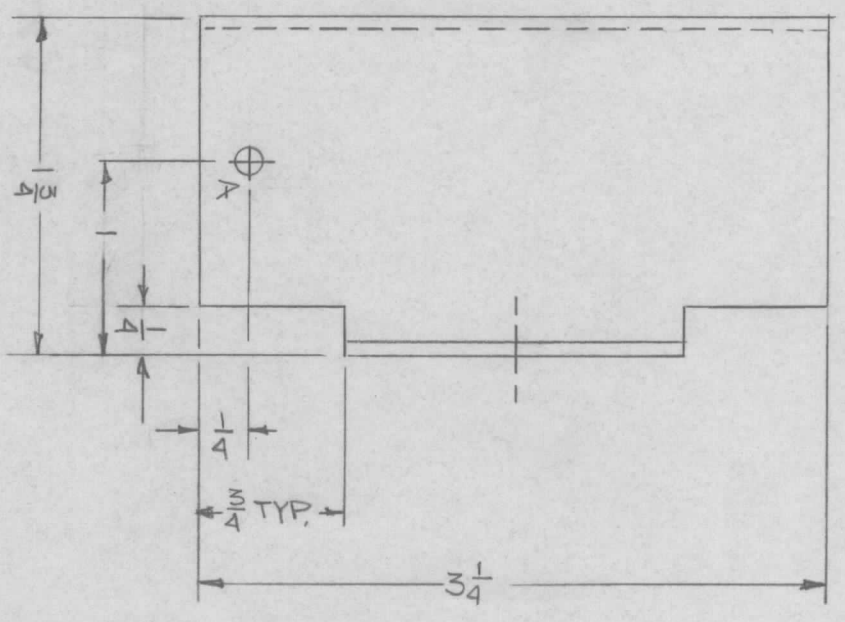
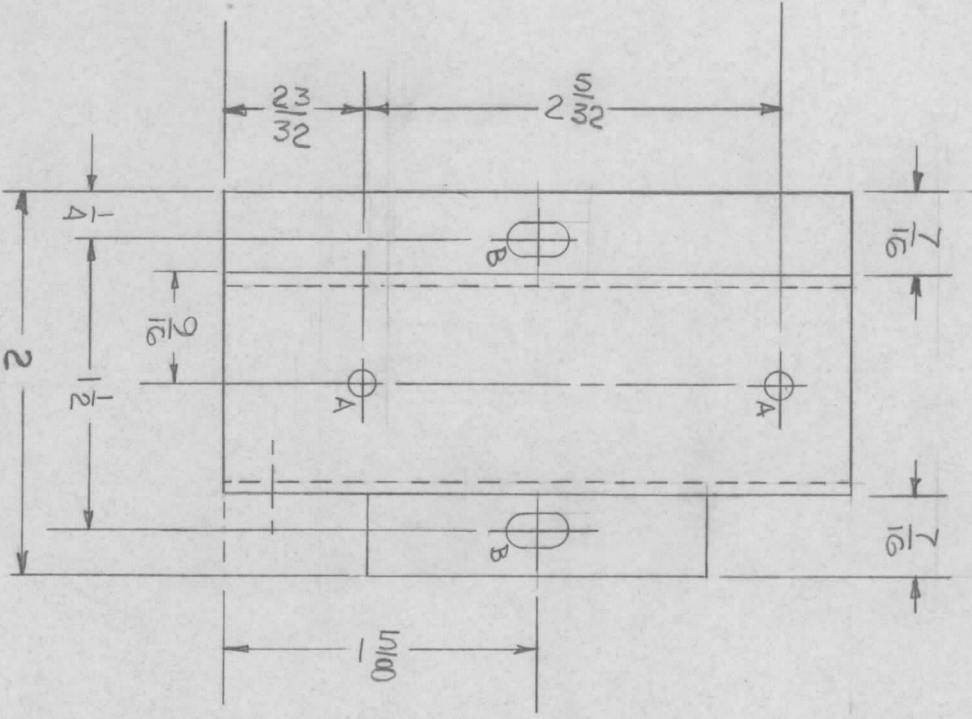
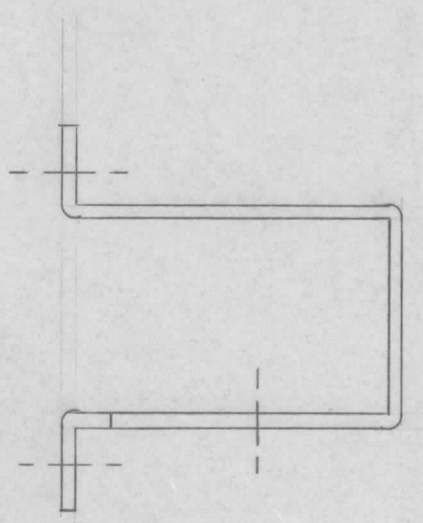


REVISIONS				DATE	APPROVED
EM.N. NO.	DRAFT	CHKD	ZONE	LTR	DESCRIPTION
PH	WB				ORIGINAL RELEASE FOR PRODUCTION
					6-6-78
					*



HOLE	QTY	DESCRIPTION
A	3	9/64 DIA
B	2	11/64 x 11/32 SLOT



1	CHG	
1	MMX)-2B	BMA 53G
QTY / UNIT		ASS'Y NO.
MODEL USED ON		
APPLICATION		
CODE		

UNLESS OTHERWISE SPECIFIED DIMENSIONS ARE IN INCHES AND INCLUDE CHEMICALLY APPLIED OR PLATED FINISHES

DECIMALS FRACTIONS
 .X ± .05 1/64
 .XX ± .01 .01 ANGLES
 .XXX ± .005 0°-30'

MATERIAL .064 THK
 S052-H32 ALUM
 FINISH
 SA04 IRIDIOTE

REQ'D	ITEM	PART NUMBER	DESCRIPTION	SYM.

LIST OF MATERIAL

THE TECHNICAL MATERIEL CORP.
 MAMARONECK, NEW YORK

HOLDER, PLUG AND CABLE
 (SINGLE)

SIZE CODE IDENT. NO. DWG NO. ISSUE
 B 82679 MSG861 Φ

SCALE FULL SHEET OF

NOTICE TO PERSONS RECEIVING THIS DRAWING
 THE TECHNICAL MATERIEL CORPORATION claims proprietary right in the material disclosed hereon. This drawing is issued in confidence for engineering information only and may not be reproduced or used to manufacture anything shown hereon without permission from THE TECHNICAL MATERIEL CORPORATION to the user. This drawing is loaned for mutual assistance and is subject to recall at any time.