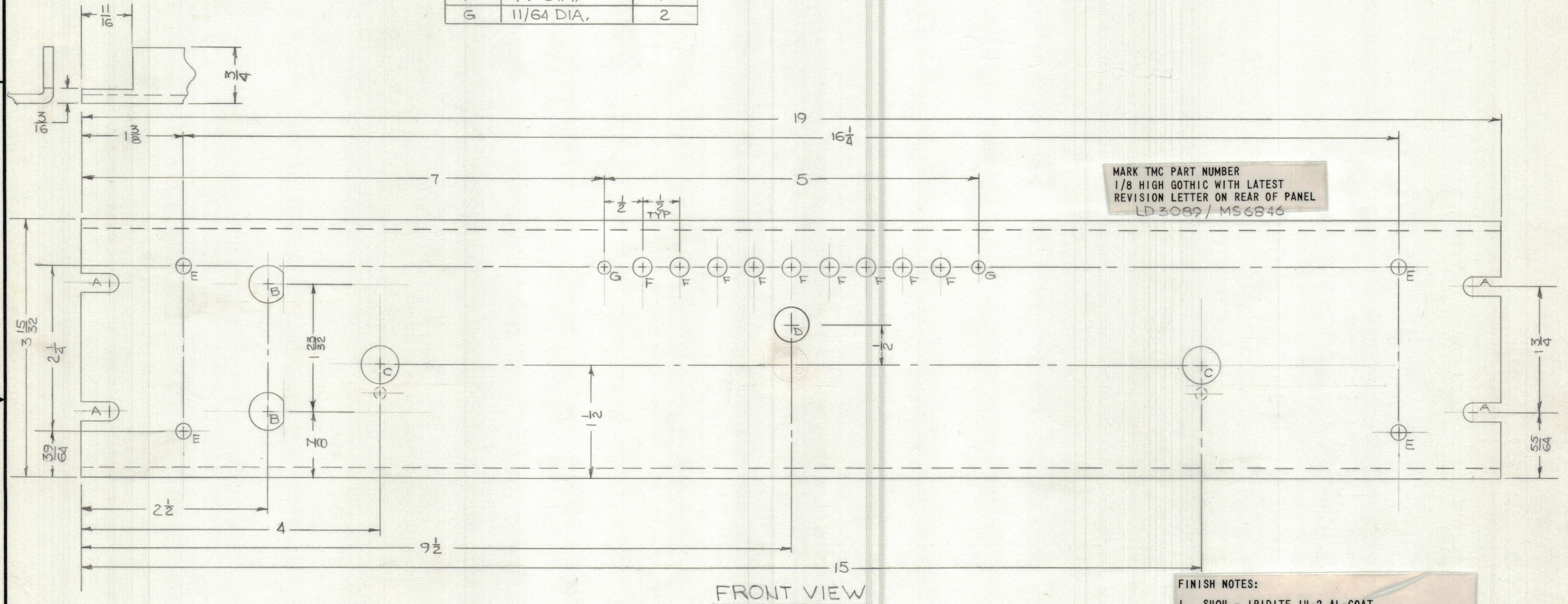


UNLESS OTHERWISE SPECIFIED:
 1. USE MATERIAL THICKNESS FOR MAXIMUM RADIUS ON ALL BENDS.
 2. ALL ANGULAR BENDS 90 DEGREES.
 3. REMOVE ALL BURRS AND SHARP EDGES.
 4. MOUNT INSERTS AFTER FINISHING.

HOLE	DESCRIPTION	REQ'D
A	SEE DETAIL	4
B	SEE DETAIL	2
C	SEE DETAIL	2
D	15/32 DIA,	1
E	13/64 DIA,	4
F	1/4 DIA,	9
G	11/64 DIA,	2

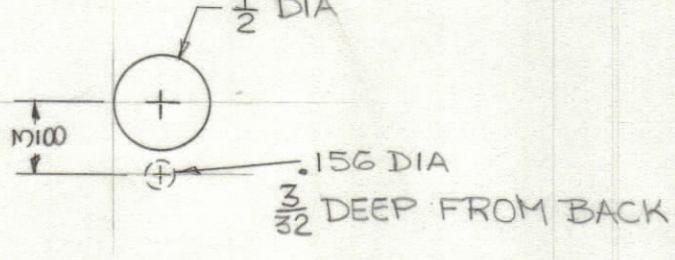
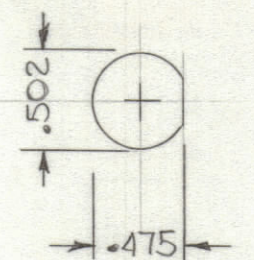
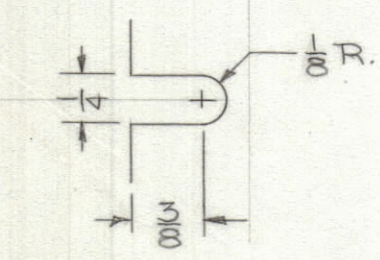
REVISIONS						
ZONE	LTR	DESCRIPTION	DATE	E.M.N.NO	DRAFT	CHKD APPD
	X ₁	HOLE "D" INCORRECTLY MARKED	11-9-77		PH	
	Ø	ORIGINAL RELEASE FOR PRODUCTION	1-17-78		PH	



MARK TMC PART NUMBER
 1/8 HIGH GOTHIC WITH LATEST
 REVISION LETTER ON REAR OF PANEL
 LD 3089 / MS 6846

FRONT VIEW

FINISH NOTES:
 1. S404 - IRIDITE 14-2 AL-COAT.
 2. S114 - ZINC CHROMATE PRIMER } FRONT AND
 3. S115 - SMOOTH GRAY ENAMEL } EDGES ONLY
 OR
 PRIME AND PAINT PER CUSTOMER'S SPECIFICATIONS



DETAIL "A"

DETAIL "B"

DETAIL "C"

REF: LD 3089

1	ATU-1K	AX5226
QTY / UNIT	MODEL USED ON	ASS'Y NO.
APPLICATION		
CODE		

NOTICE TO PERSONS RECEIVING THIS DRAWING
 THE TECHNICAL MATERIEL CORPORATION claims proprietary right in the material disclosed hereon. This drawing is issued in confidence for engineering information only and may not be reproduced or used to manufacture anything shown hereon without permission from THE TECHNICAL MATERIEL CORPORATION to the user. This drawing is loaned for mutual assistance and is subject to recall at any time.

UNLESS OTHERWISE SPECIFIED
 DIMENSIONS ARE IN INCHES
 AND INCLUDE CHEMICALLY APPLIED
 OR PLATED FINISHES

TOLERANCES ON

DECIMALS	FRACTIONS
.X ± .05	± 1/64
.XX ± .01	ANGLES
.XXX ± .005	± 0° -30'

MATERIAL 1/8 THK ALUM
 5052-H32

FINISH
 SEE NOTES

QTY. REQ.	ITEM	PART NO.	DESCRIPTION	SYMBOL
LIST OF MATERIAL				
FINAL APPROVAL: <i>PH</i> DATE: 1/17/78 MECH. DES. DATE: 1-17-78 ELECT. DES. DATE: CHECKED DATE: DRAWN: <i>PH</i> DATE: 9-30-77				
THE TECHNICAL MATERIEL CORP. MAMARONECK, NEW YORK				
PANEL, FRONT ATU-1K-8INTERFACE				
SIZE	CODE IDENT.NO.	DWG NO.	ISSUE	
C	82679	MS 6846	Ø	
SCALE	FULL	SHEET	OF	