

FINISH NOTES:

1. SH04 - IRIDITE 14-2 AL-COAT.
2. S114 - ZINC CHROMATE PRIMER
3. S115 - SMOOTH GRAY ENAMEL

PRIME AND PAINT PER CUSTOMER'S SPECIFICATIONS
OR
FRONT AND EDGES ONLY

UNLESS OTHERWISE SPECIFIED:

1. USE MATERIAL THICKNESS FOR MAXIMUM RADIUS ON ALL BENDS.
2. ALL ANGULAR BENDS 90 DEGREES.
3. REMOVE ALL BURRS AND SHARP EDGES.

NOTICE TO PERSONS RECEIVING THIS DRAWING
THE TECHNICAL MATERIEL CORPORATION gains proprietary right in the material disclosed herein
This drawing is issued in confidence for engineering information only and may not be reproduced or used
for the user, this drawing is loaned for mutual assistance and is subject to recall at any time.

APPLICATION
MODEL USED ON
HFL-100

UNLESS OTHERWISE SPECIFIED
DIMENSIONS ARE IN INCHES
AND INCLUDE CHEMICALLY APPLIED
OR PLATED FINISHES

DECIMALS
FRACTIONS ON
TOLERANCES ON

XXX ± .005
XX ± .01
X ± .05
± 1/64
ANGLES
± 0°-30'

MATERIAL 1/8THK ALUM
5052-H32

FINISH AS NOTED

UNLESS OTHERWISE SPECIFIED
DIMENSIONS ARE IN INCHES
AND INCLUDE CHEMICALLY APPLIED
OR PLATED FINISHES

FINAL APPROVAL
DATE 12/13/71
MECH. DES. F. LANNI
ELECT. DES. 12-31-71

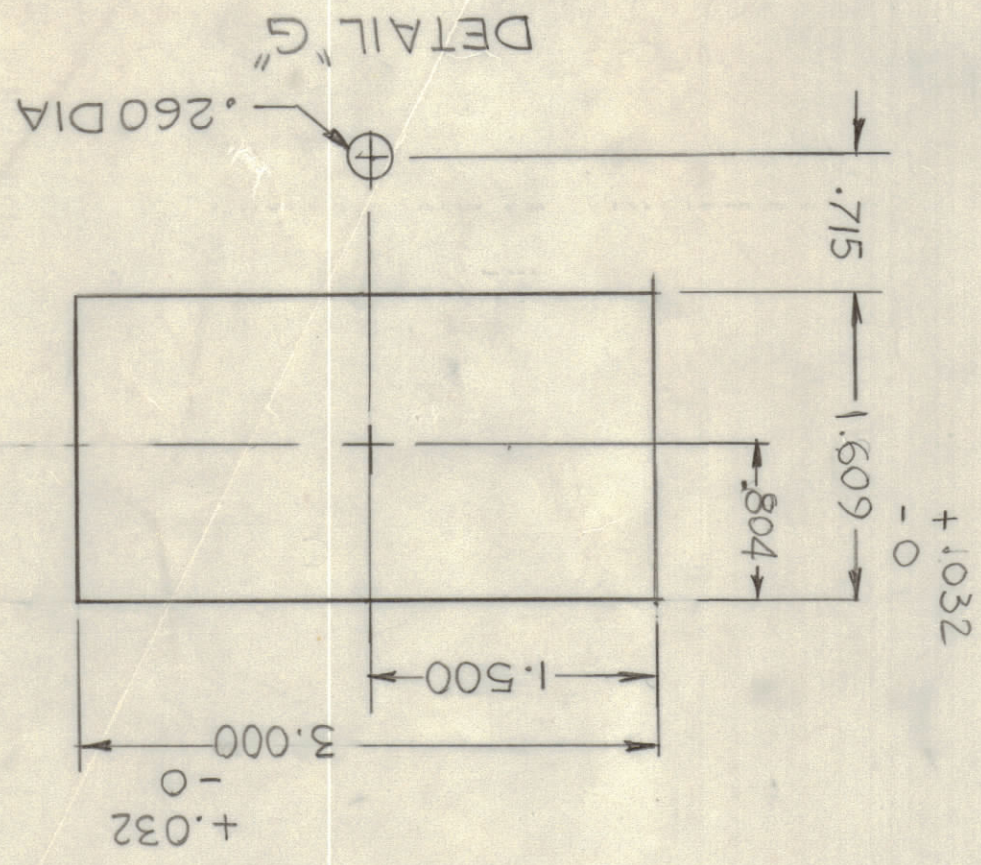
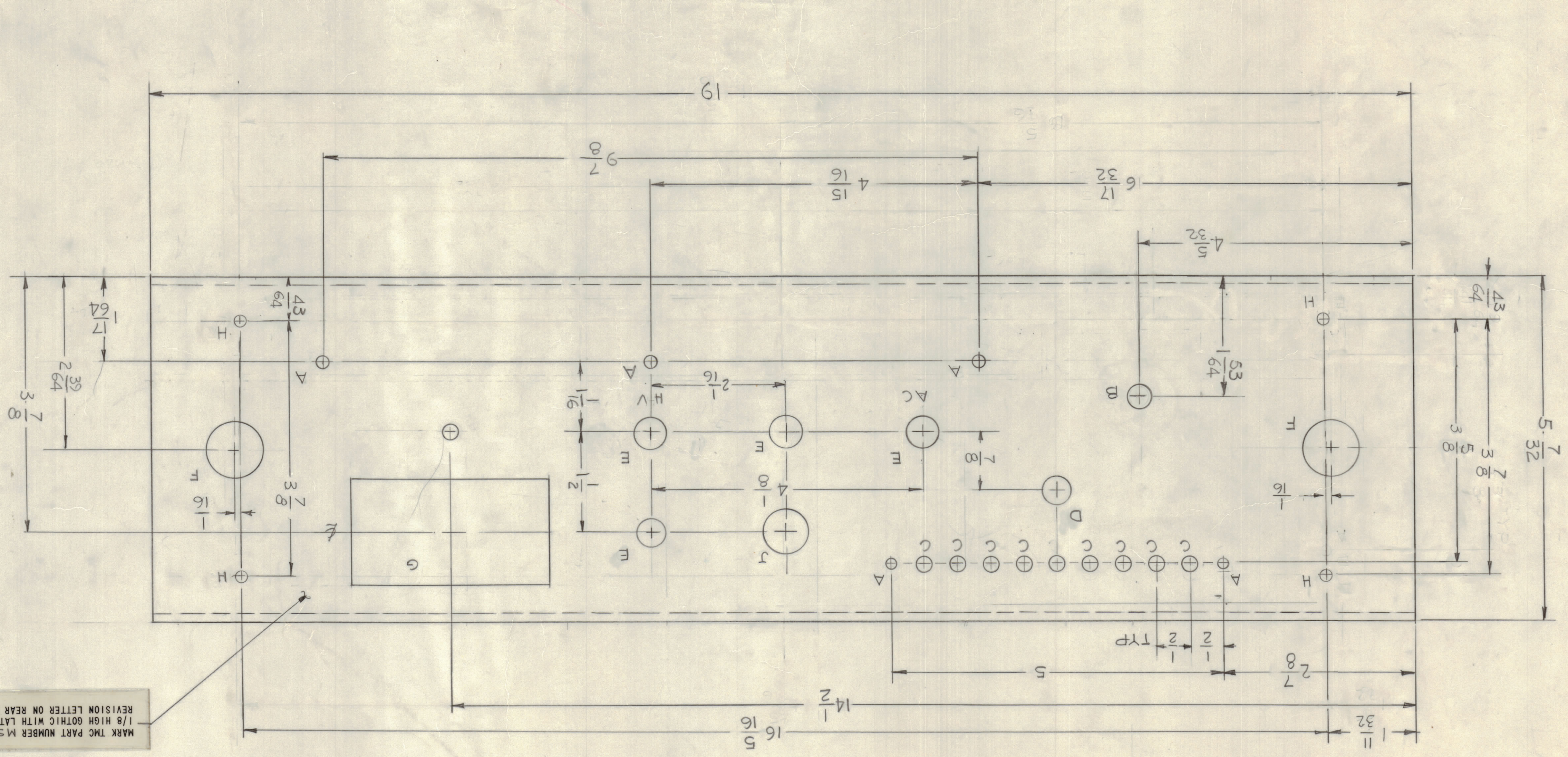
CHECKED
DATE
DRAWN
G. DeLima
DATE 4-13-74

SIZE CODE IDENT NO. DWG NO.
D 82679 MS 6544

ISSUE SHEET OF

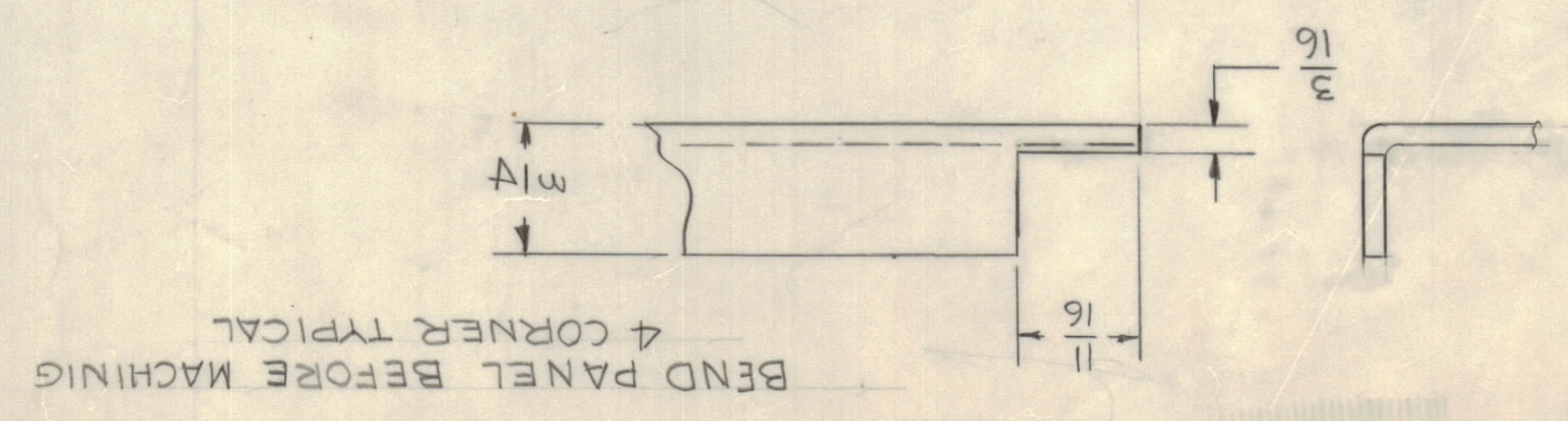
LIST OF MATERIAL

QTY.	REQ.	ITEM	PART NO.	DESCRIPTION	SYMBOL
------	------	------	----------	-------------	--------



REQ	DESCRIPTION	QTY	DATE
A	11/64 DIA	5	
B	3/8 DIA	1	
C	1/4 DIA	9	
D	15/32 DIA	1	
E	1/2 DIA	4	
F	7/8 DIA	2	
G	SEE DETAIL	1	
H	13/64	4	
J	11/16	1	

MARK THE PART NUMBER MS6544
1/8 HIGH GOTHIC WITH LATEST
REVISION LETTER ON REAR OF PANEL



REVISIONS

EM.N.O.	DRAFT	CHKD	ZONE	LTR	DESCRIPTION	DATE	APPROVED
					"J" HOLE ADDED	5-23-74	
					ORIGINAL RELEASE FOR PRODUCTION	11/15	