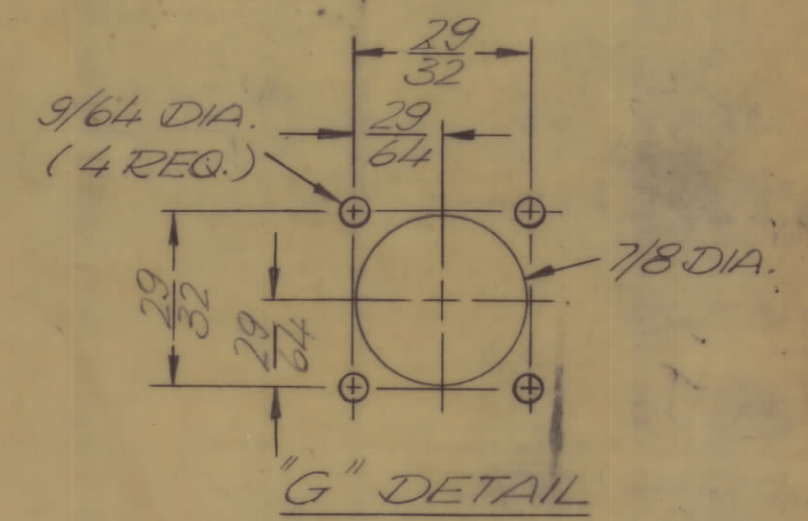
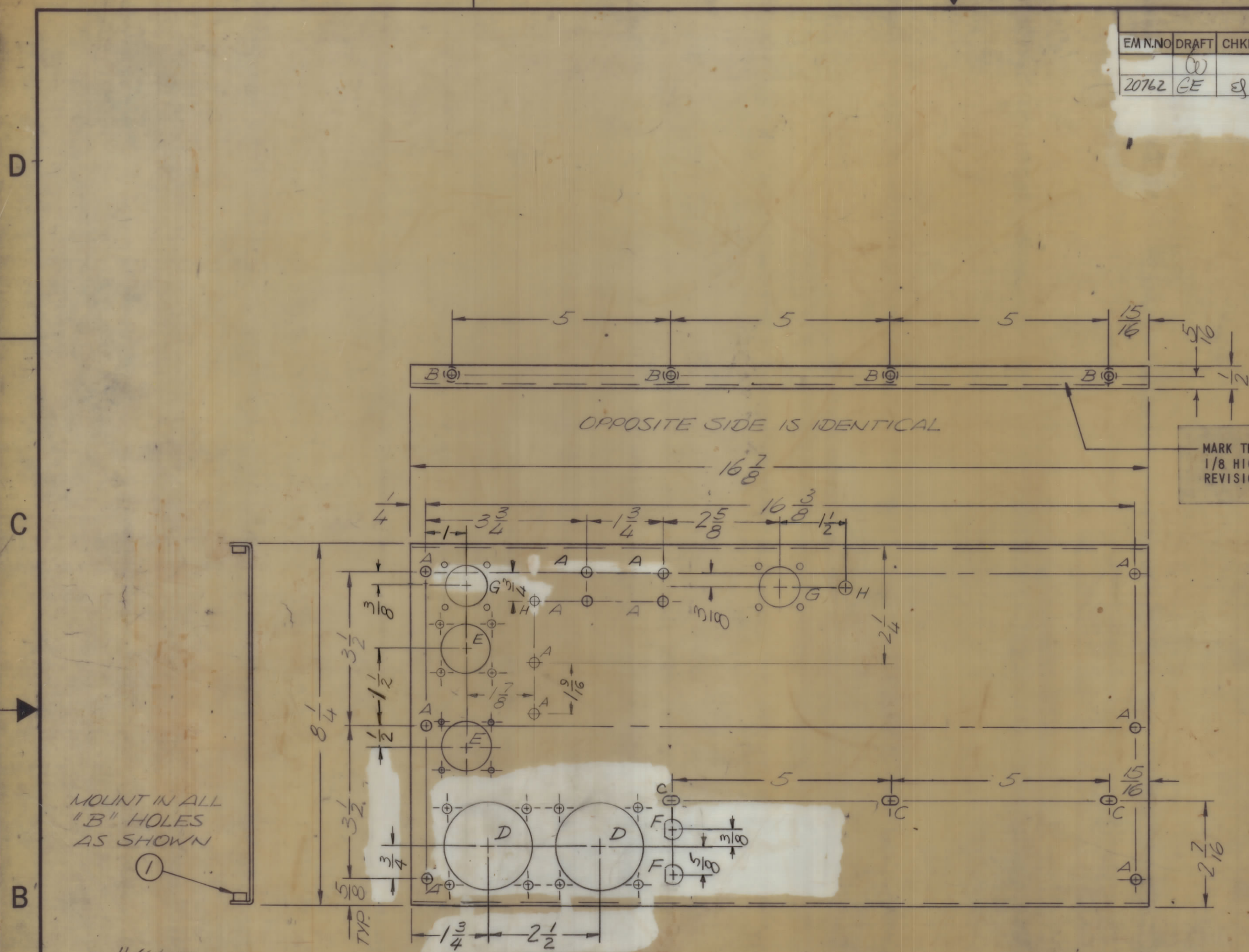
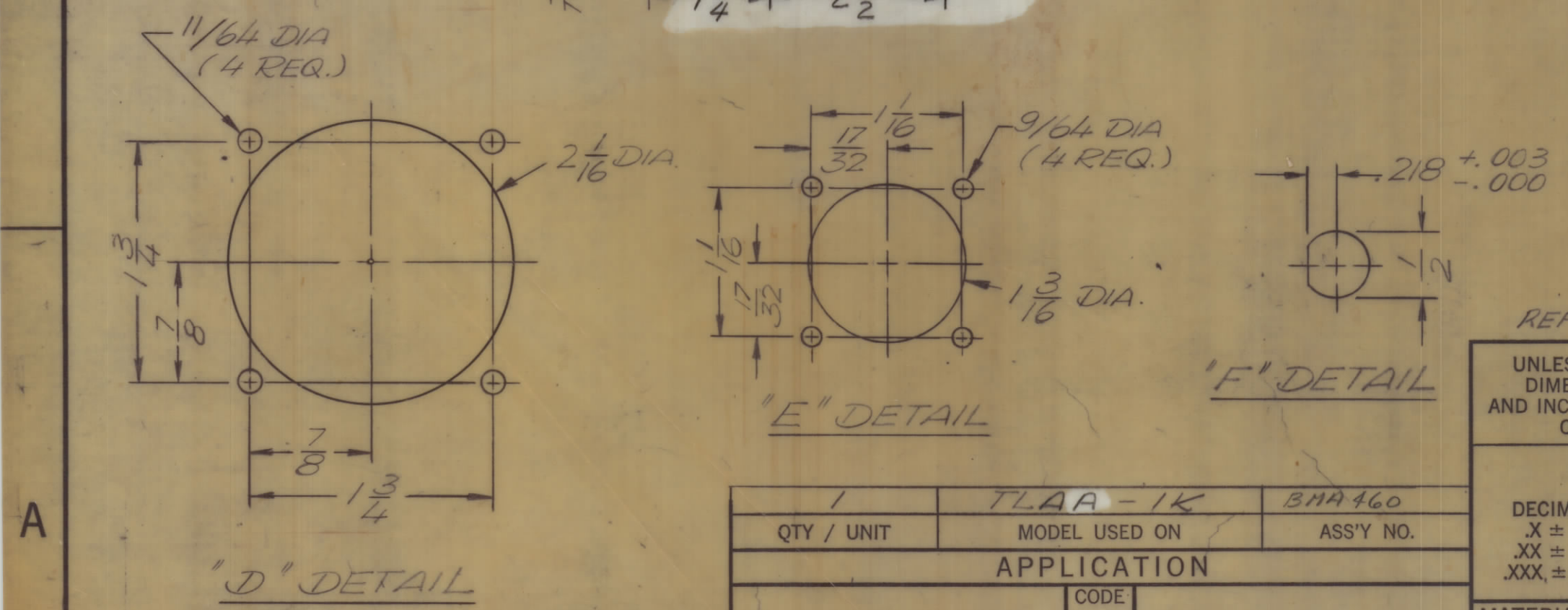


| REVISIONS |       |      |      |     |                                 |         |          |
|-----------|-------|------|------|-----|---------------------------------|---------|----------|
| EM N. NO. | DRAFT | CHKD | ZONE | LTR | DESCRIPTION                     | DATE    | APPROVED |
|           | CE    | EJ   |      | A   | ORIGINAL RELEASE FOR PRODUCTION | 6/21/71 | G. E. J. |
| 20762     | CE    | EJ   |      | A   | ADDED ONE H HOLE                | 8/2/72  | EJ       |



- HOLE LEGEND:**
- A - 11/64 DIA. (12 REQ.)
  - B - .191 - .194 DIA. (8 REQ.)
  - C - 11/64 x 11/32 SLOT (3 REQ.)
  - D - SEE DETAIL (2 REQ.)
  - E - SEE DETAIL (2 REQ.)
  - F - SEE DETAIL (2 REQ.)
  - G - SEE DETAIL (2 REQ.)
  - H - 15/64 DIA. (2 REQ.)

- UNLESS OTHERWISE SPECIFIED:**
- USE MATERIAL THICKNESS FOR MAXIMUM RADIUS ON ALL BENDS.
  - ALL ANGULAR BENDS 90 DEGREES.
  - REMOVE ALL BURRS AND SHARP EDGES.
  - MOUNT INSERTS AFTER FINISHING.



|             |               |           |
|-------------|---------------|-----------|
| 1           | TLAA-1K       | BNA 460   |
| QTY / UNIT  | MODEL USED ON | ASS'Y NO. |
| APPLICATION |               |           |
| CODE        |               |           |

**NOTICE TO PERSONS RECEIVING THIS DRAWING**  
 THE TECHNICAL MATERIEL CORPORATION claims proprietary right in the material disclosed hereon. This drawing is issued in confidence for engineering information only and may not be reproduced or used to manufacture anything shown hereon without permission from THE TECHNICAL MATERIEL CORPORATION to the user. This drawing is loaned for mutual assistance and is subject to recall at any time.

REF: LD 2458  
 UNLESS OTHERWISE SPECIFIED DIMENSIONS ARE IN INCHES AND INCLUDE CHEMICALLY APPLIED OR PLATED FINISHES

**TOLERANCES ON**

|             |           |
|-------------|-----------|
| DECIMALS    | FRACTIONS |
| .X ± .05    | ± 1/64    |
| .XX ± .01   | ANGLES    |
| .XXX ± .005 | ± 0° -30' |

MATERIAL .064 ALLUM.  
 5052 - H 32  
 FINISH S404 YEL. IRIDITE

|                             |      |                              |                        |          |
|-----------------------------|------|------------------------------|------------------------|----------|
| 8                           | 1    | NT129-0632-4                 | NUT, ROUND, SWAGE TYPE | B        |
| QTY. REQ.                   | ITEM | PART NO.                     | DESCRIPTION            | SYMBOL   |
| F. BUDETTI LIST OF MATERIAL |      |                              |                        |          |
| FINAL APPROVAL              | DATE | THE TECHNICAL MATERIEL CORP. |                        |          |
| MECH. DES.                  | DATE | MAMARONECK, NEW YORK         |                        |          |
| ELECT. DES.                 | DATE | PANEL, REAR                  |                        |          |
| CHECKED                     | DATE |                              |                        |          |
| DRAWN                       | DATE |                              |                        |          |
| AL PETROCCA 1-14-71         |      | SIZE                         | CODE IDENT NO.         | DWG NO.  |
|                             |      | C                            | 82679                  | MS 5978  |
|                             |      | SCALE                        | #                      | SHEET OF |
|                             |      |                              |                        | A        |