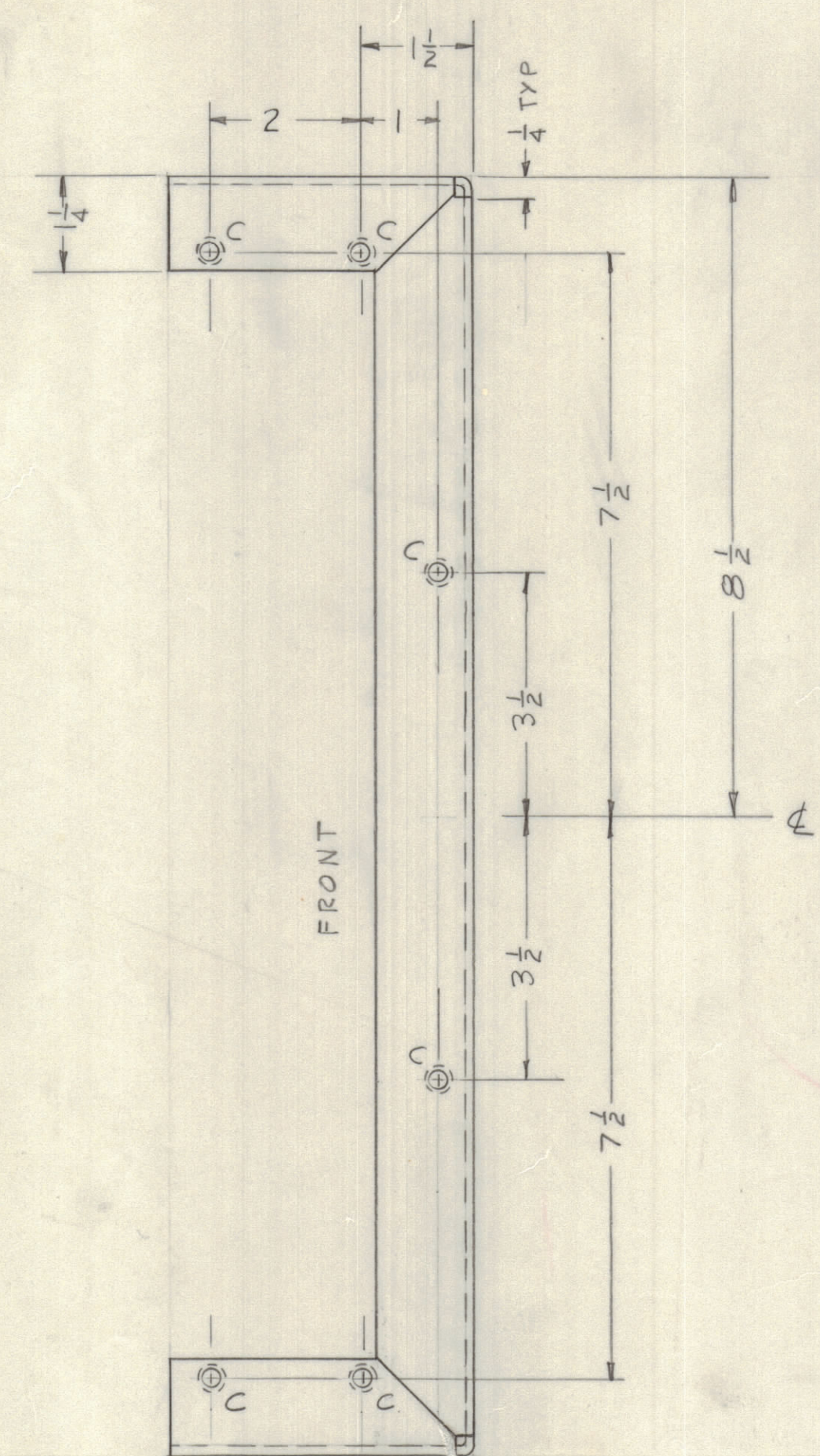
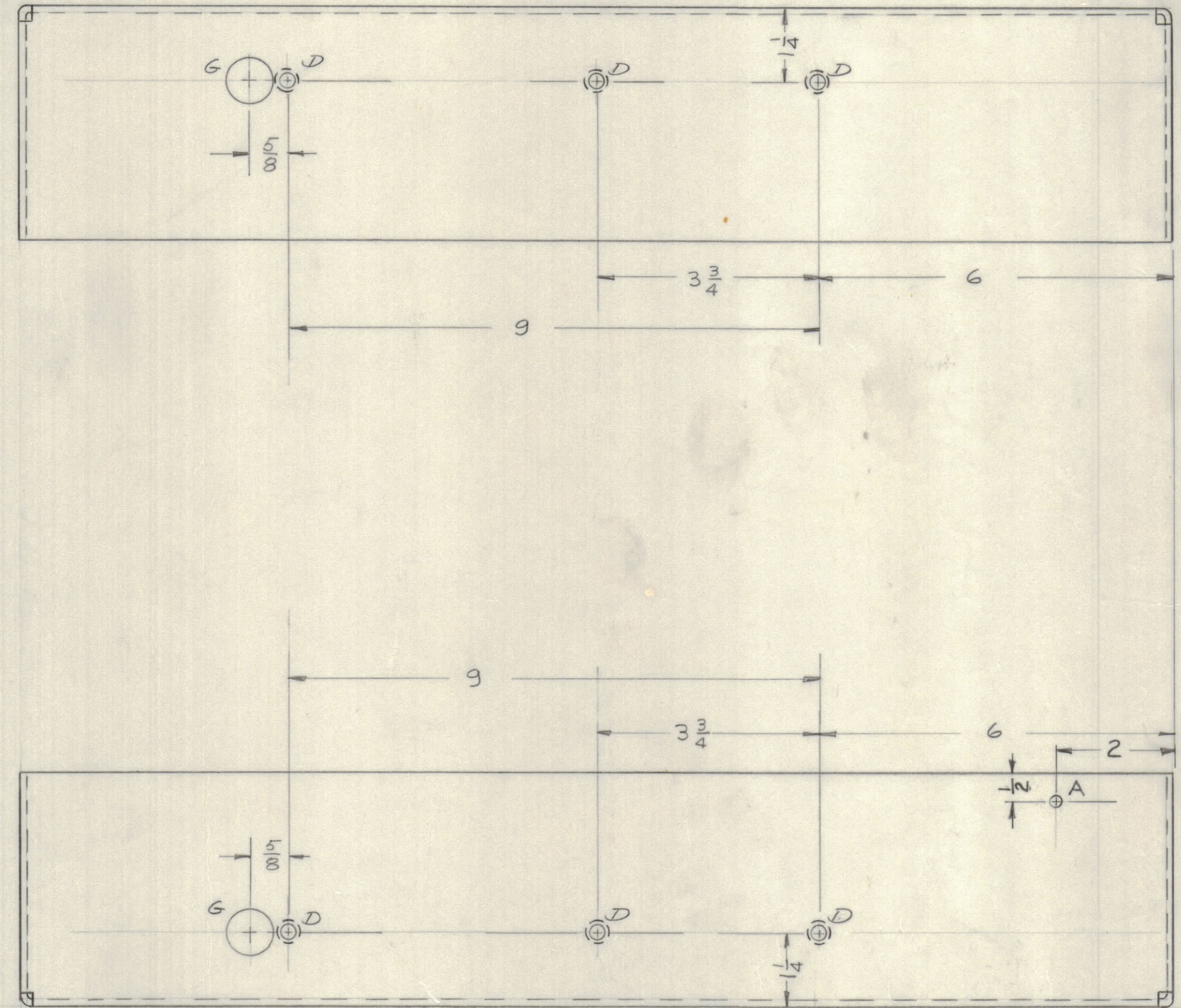
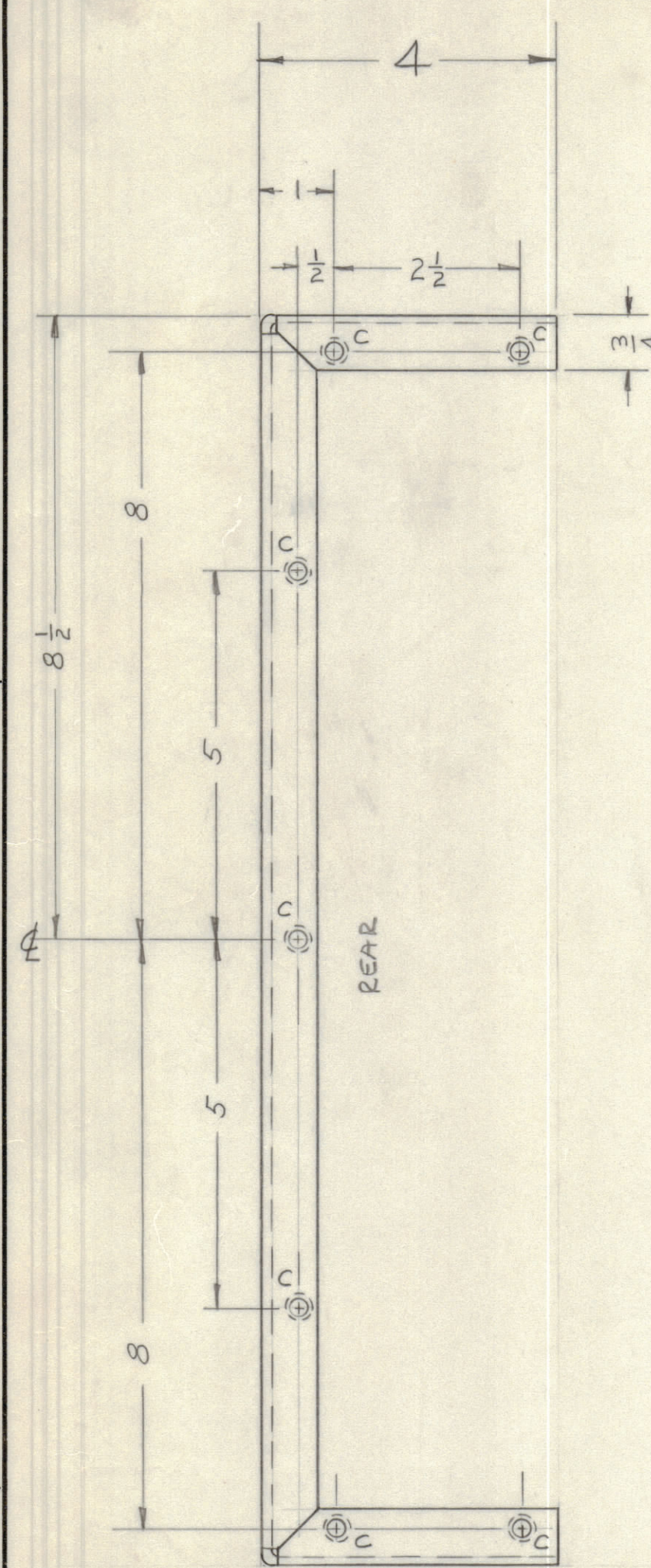




**For the best experience, open this PDF portfolio in
Acrobat 9 or Adobe Reader 9, or later.**

[Get Adobe Reader Now!](#)

REVISIONS							
E.M.N.O	DRAFT	CHKD	ZONE	LTR	DESCRIPTION	DATE	APPROVED
	CO-			D	ORIGINAL RELEASE FOR PRODUCTION	9/25/71	P.E.S.
20807	GE	Q		A	CHG. (6) F HOLES TO D HOLES	4/26/72	EG
21088	GE	Q		B	SEE SHEET 1	5/26/72	EG
21097	GE	Q		C	SEE SHEET 1	6/28/73	
	GE			D	SEE SHEET 1	1/5/74	



QTY. REQ.	ITEM	PART NO.	DESCRIPTION	SYMBOL
LIST OF MATERIAL				
FINAL APPROVAL <i>[Signature]</i> DATE 15 Jun 71				
MECH. DES. <i>[Signature]</i> DATE 15 Jun 71				
ELECT. DES. <i>[Signature]</i> DATE 23 Jun 71				
CHECKED DATE				
DRAWN <i>[Signature]</i> DATE 23 Jun 71				
MATERIAL			SIZE	CODE IDENT NO
FINISH			D 82679	MS5944
			SCALE	SHEET 2 OF 2

1	HPTA-1KJ	AP152
QTY / UNIT	MODEL USED ON	ASS'Y NO.
APPLICATION		
CODE		
NOTICE TO PERSONS RECEIVING THIS DRAWING		
THE TECHNICAL MATERIEL CORPORATION claims proprietary right in the material disclosed hereon. This drawing is issued in confidence for engineering information only and may not be reproduced or used to manufacture anything shown hereon without permission from THE TECHNICAL MATERIEL CORPORATION to the user. This drawing is loaned for mutual assistance and is subject to recall at any time.		

UNLESS OTHERWISE SPECIFIED DIMENSIONS ARE IN INCHES AND INCLUDE CHEMICALLY APPLIED OR PLATED FINISHES

TOLERANCES ON
 DECIMALS .X ± .05
 .XX ± .01
 .XXX ± .005
 FRACTIONS ± 1/64
 ANGLES ± 0° -30'

THE TECHNICAL MATERIEL CORP.
 MAMARONECK, NEW YORK

CHAS, POW. SUP.