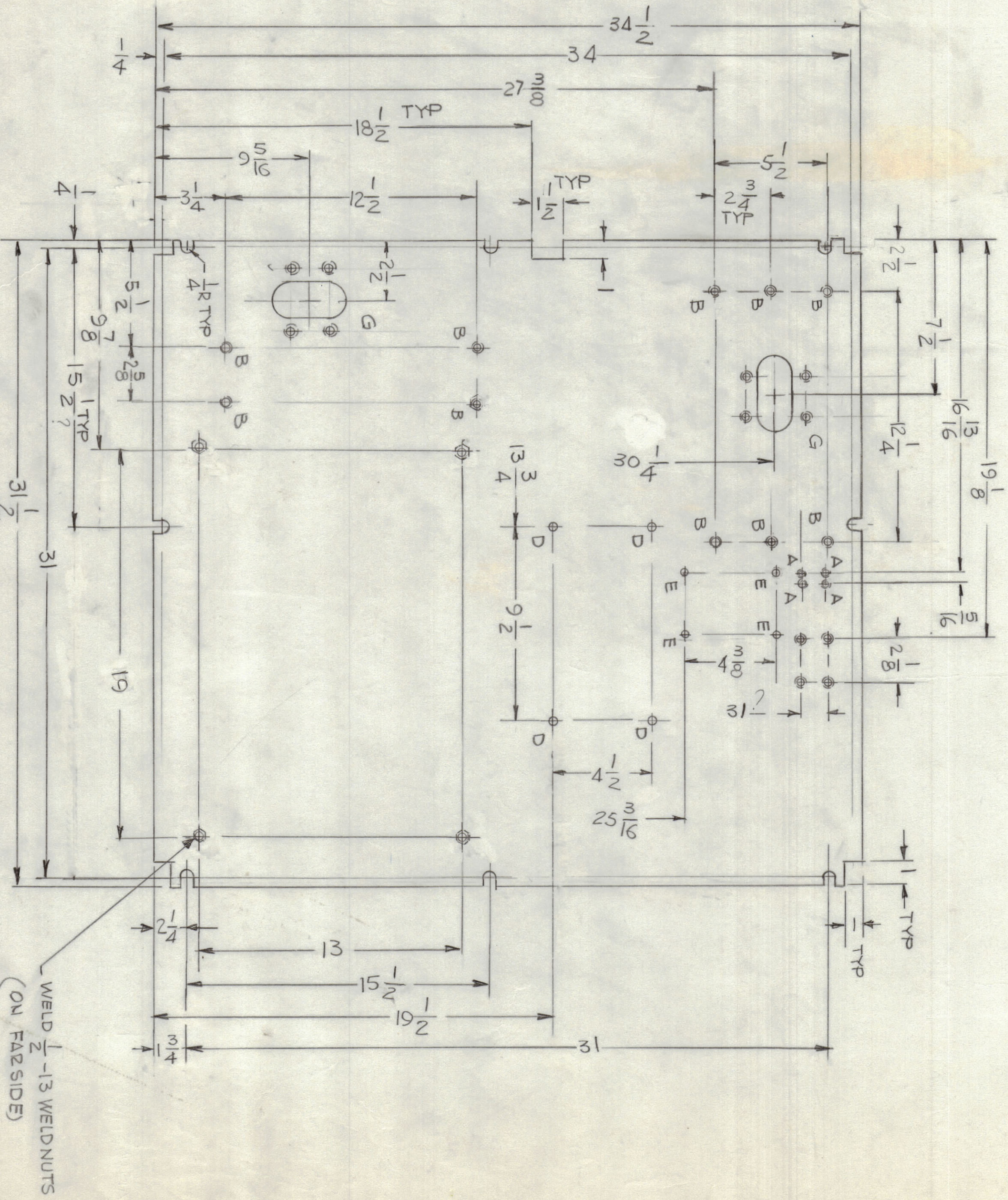
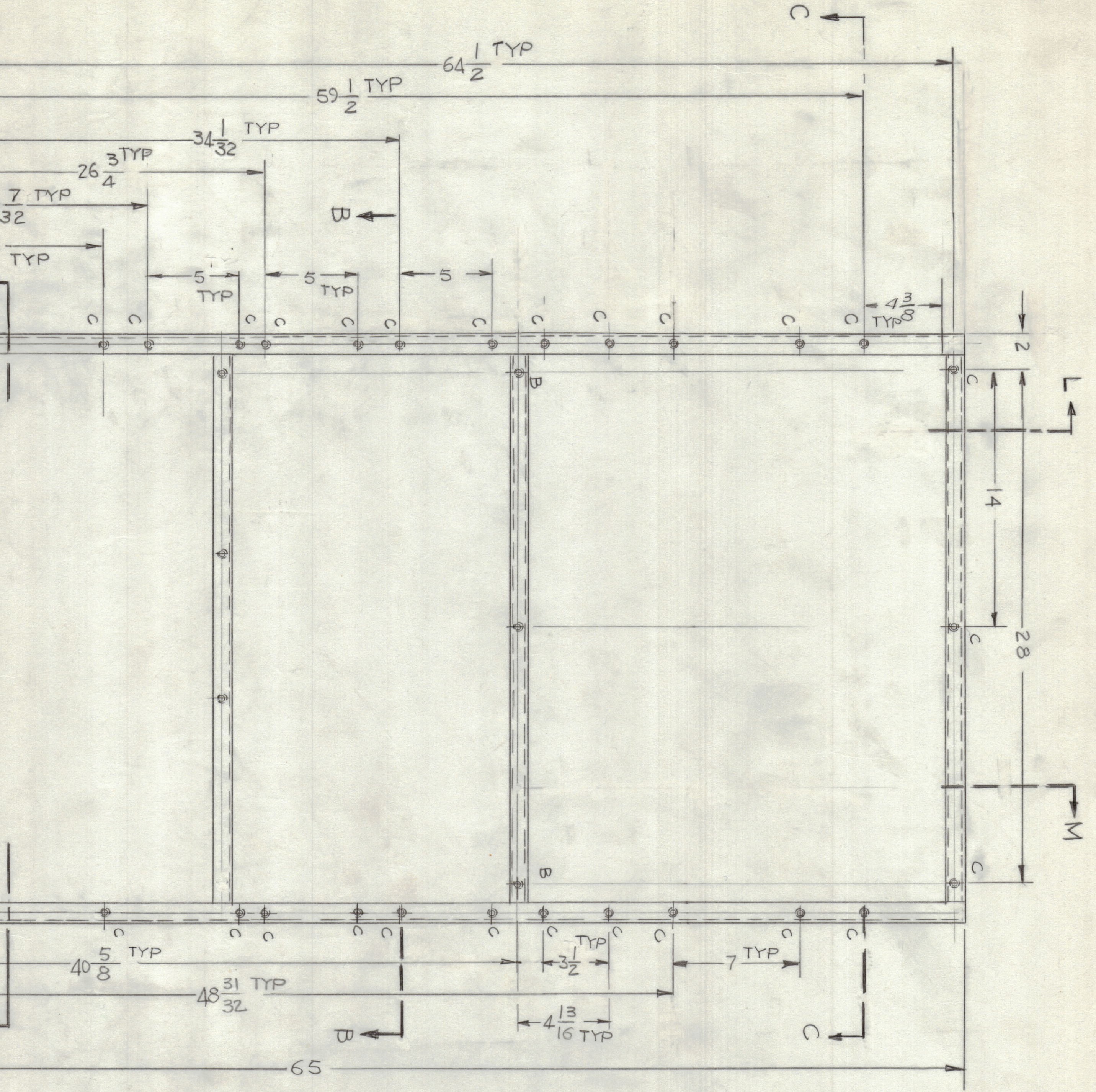


REVISIONS				DATE	APPROVED
NO	DESCRIPTION	ZONE	LTR	DATE	APPROVED
2	REDRAWN NO CHANGE DWG LOST	A		8/27/79	QDR
1					



**FRONT**

BCT-102	MODEL USED ON	ASSY NO.
APPLICATION		

UNLESS OTHERWISE SPECIFIED DIMENSIONS ARE IN INCHES AND DECIMALS ARE TO APPLY OR PLAIN FINISHES

DECIMALS	FRACTIONS
X ± .05	± 1/64
XX ± .02	± 1/32
XXX ± .01	± 0.015

NOTE TO PERSONS RECEIVING THIS DRAWING: THE TECHNICAL MATERIAL CORPORATION has provided detailed drawings to manufacturers in confidence for engineering information only and may not be reproduced or used to manufacture anything shown hereon without permission from THE TECHNICAL MATERIAL CORPORATION to the user. This drawing is issued for mutual assistance and is subject to recall at any time.

FRAME, BROADCAST TRANSMITTER

QTY.	ITEM	PART NO.	DESCRIPTION	SYMBOL
8			DR 21 (.159) TAP, 10-32 (4 REQ'D)	

DATE	DATE	DATE
8/28/79		

DATE	DATE	DATE
3-14-78		

SIZE CODE IDENT NO. DWG NO. 82679 MSS116

SCALE 1/4"

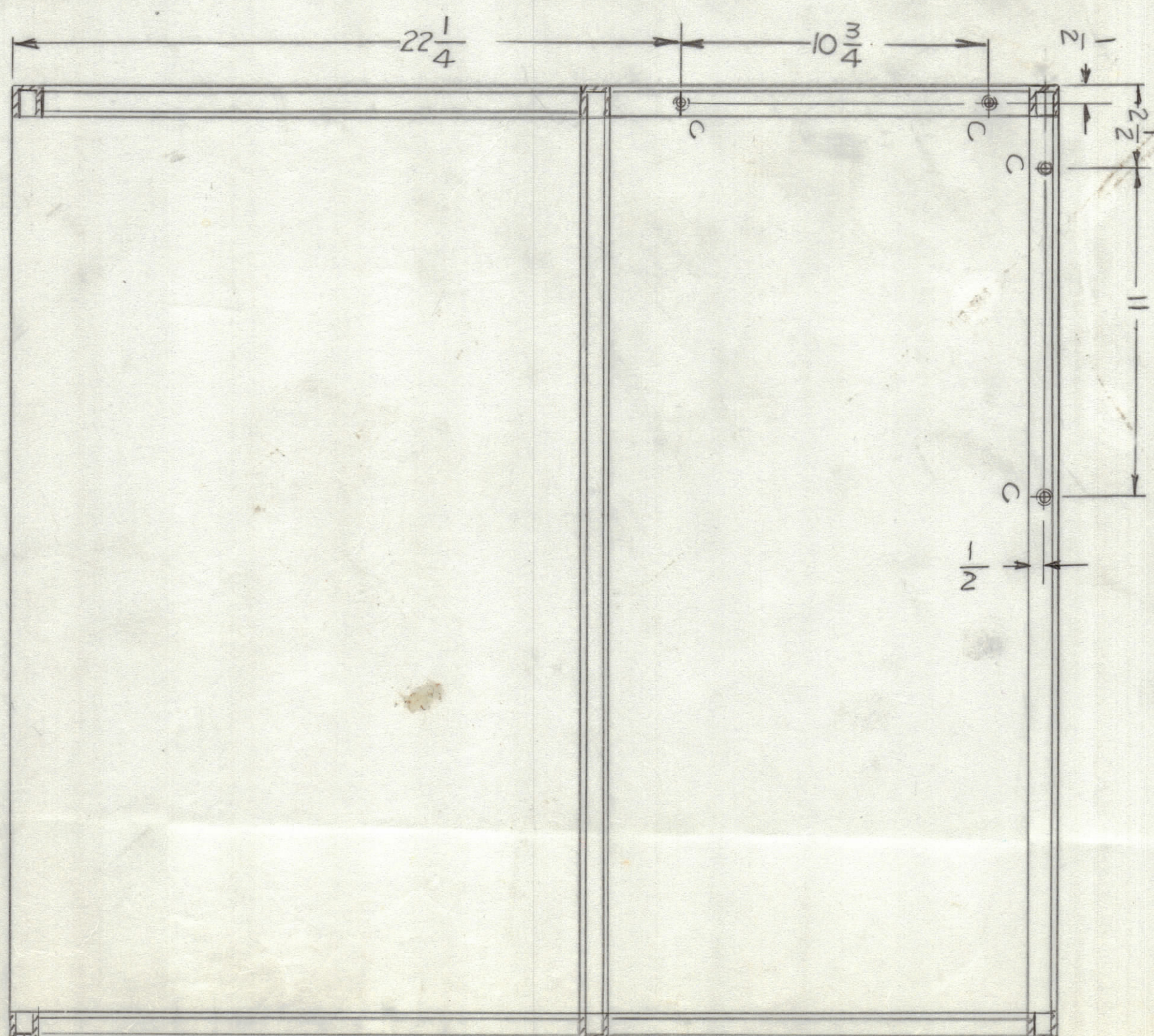
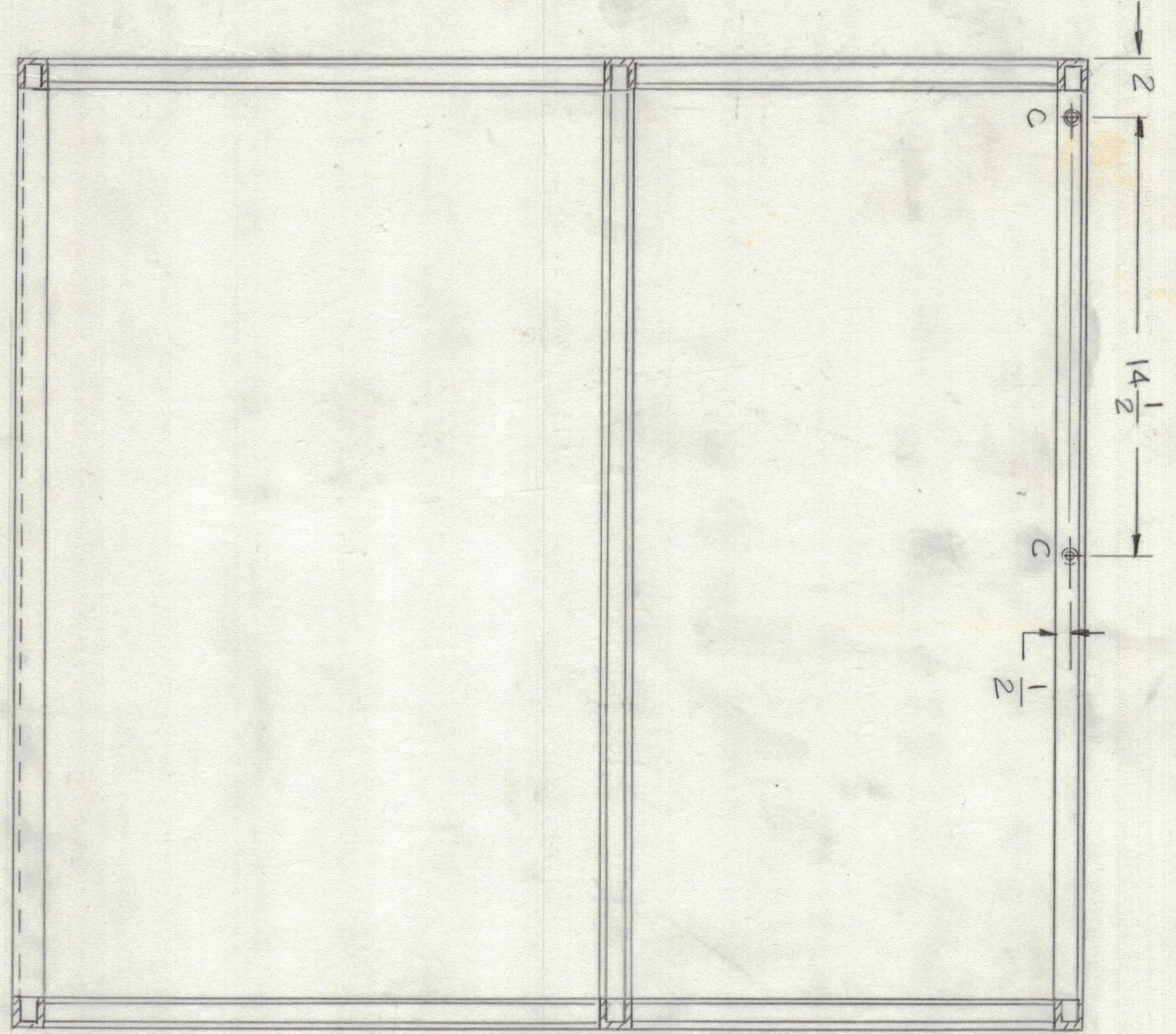
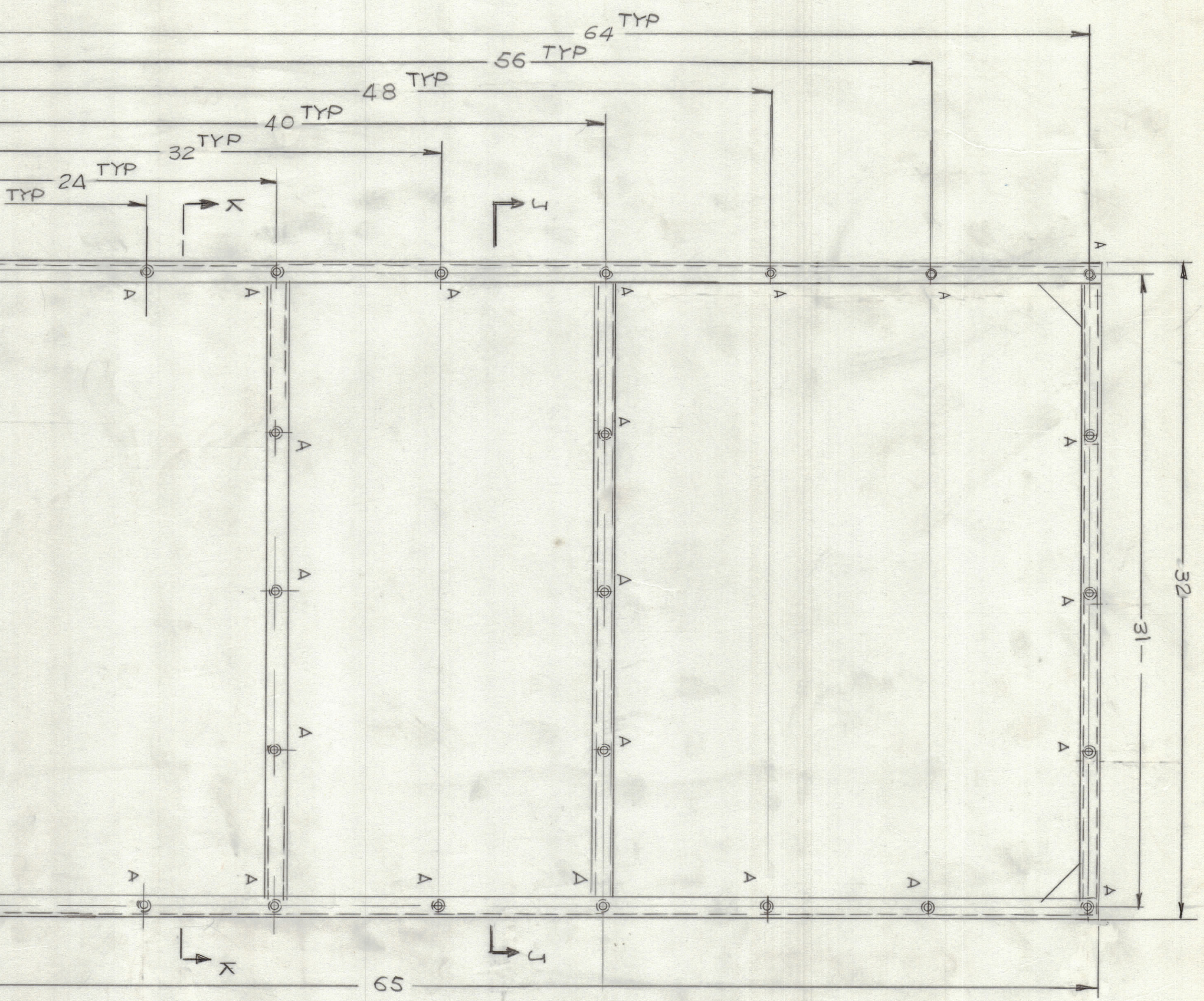
SHEET 1 OF 7

DRAWING 40-32

8 7 6 5 4 3 2 1

A B C D

REVISIONS	DESCRIPTION	DATE	APPROVED
2	REDEAWN NO CHANGE, DWG LOST	8/21/79	DB
1			



FRONT SECTION J-J

FRONT SECTION K-K

REAR VIEW

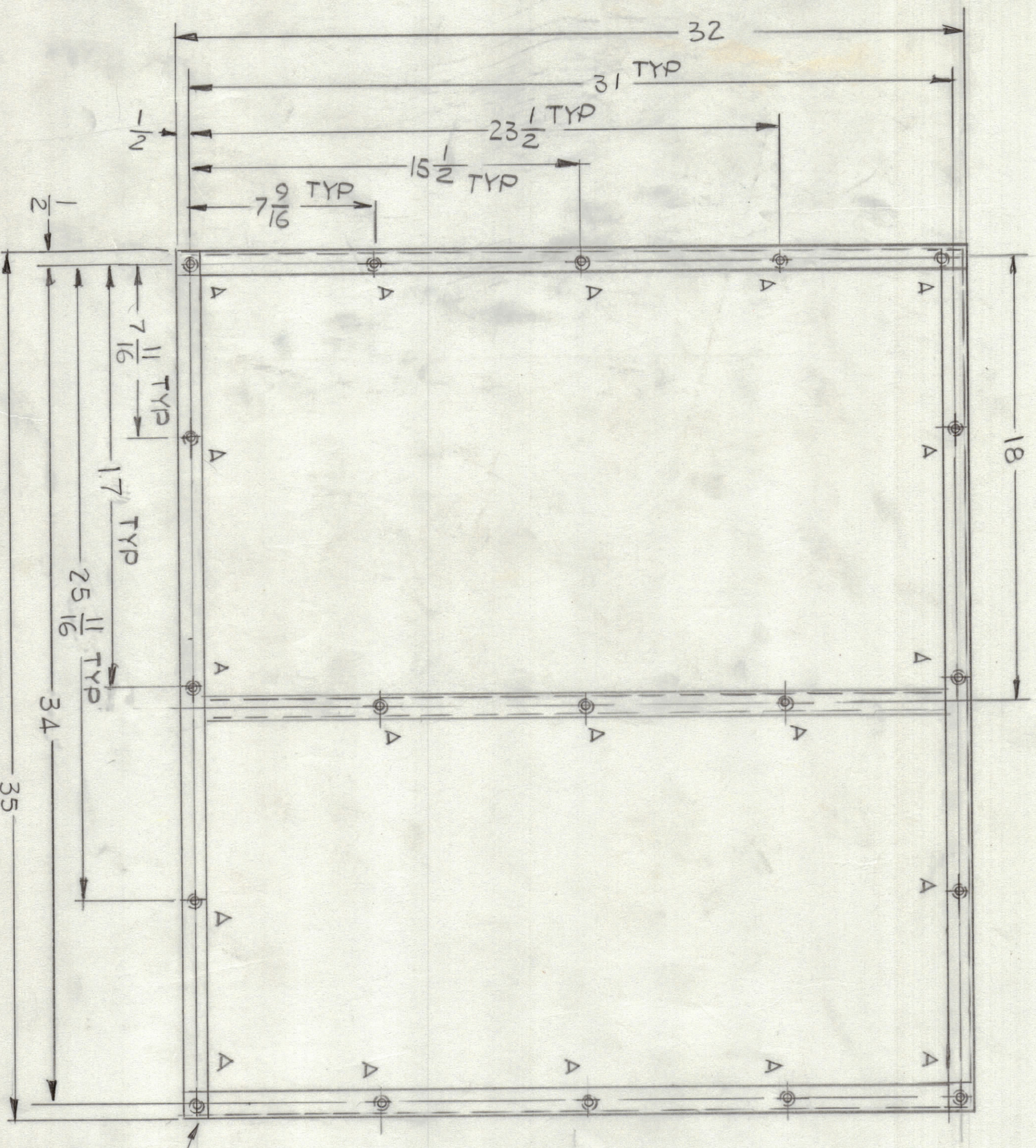
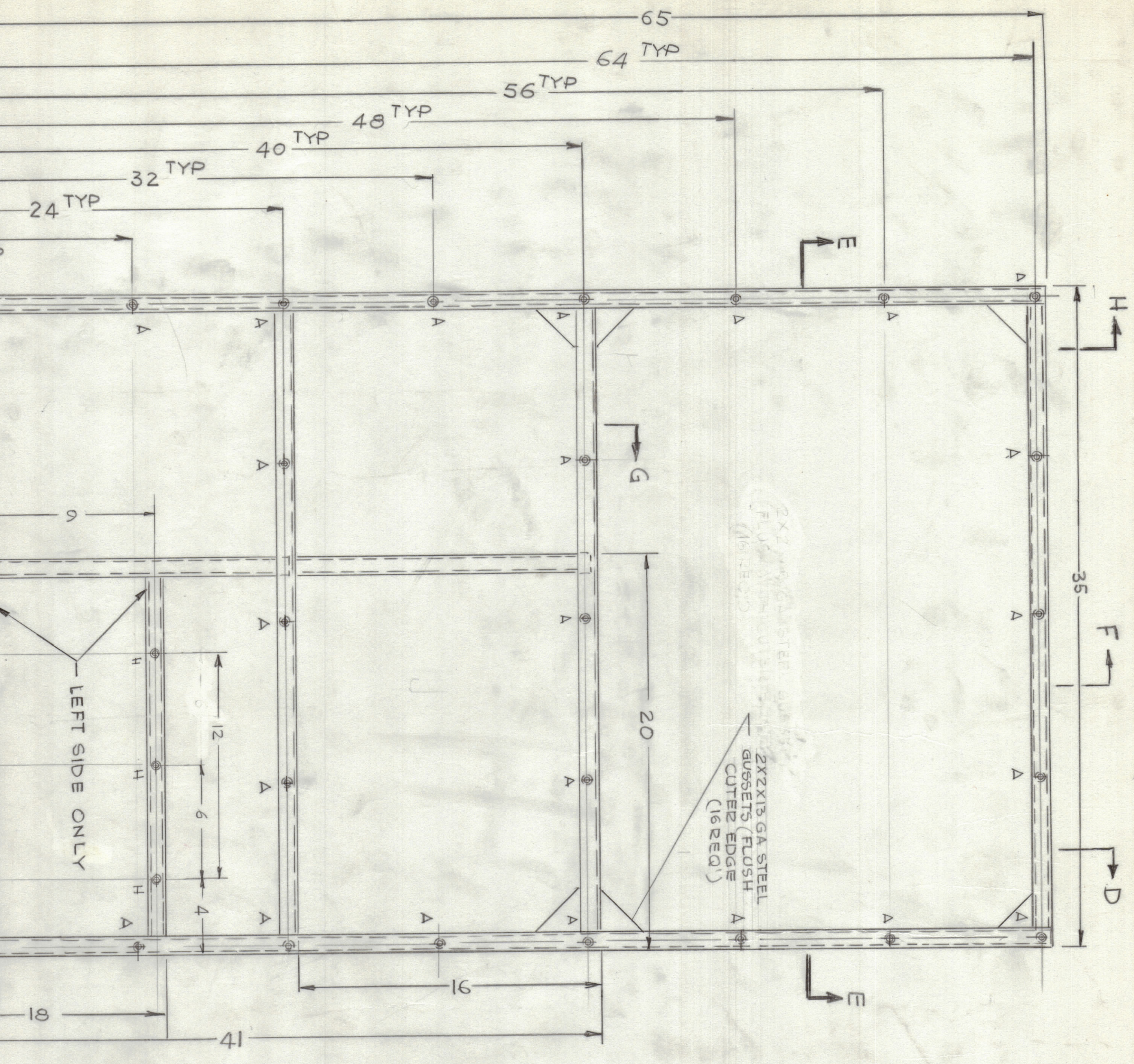
BCT-10KA	ASSY NO.
MODEL USED ON	
APPLICATION	
CODE	

UNLESS OTHERWISE SPECIFIED DIMENSIONS ARE IN INCHES AND INCLUDE CHEMICALLY APPLIED OR FLAIED FINISHES	
TOLERANCES ON	
DECIMALS	± .05
XX ± .01	
XXX ± .005	
FRACTIONS	± 1/64
ANGLES	± 0°-30'

QTY. REQ.	ITEM	PART NO.	DESCRIPTION	SYMBOL
			LIST OF MATERIAL	
			THE TECHNICAL MATERIEL CORP.	
			MAMARONECK, NEW YORK	
			FRAME BROADCAST TRANSMITTER (BCT-10KA)	
			SIZE CODE IDENT NO/DWG NO.	
			D 82679	
			M55116	
			SCALE 1/4"	
			SHEET 2 OF 7	

NOTICE TO PERSONS RECEIVING THIS DRAWING: This drawing is issued in confidence and is not to be reproduced or used to manufacture anything shown hereon without permission from THE TECHNICAL MATERIEL CORPORATION to the user. This drawing is issued for mutual assistance and is subject to recall at any time.

REVISIONS	DATE	APPROVED
EMANNO DRAFT CHKD ZONE LTR		
21711 604	8-27-79	
REORDERED NO CHANGE DWG. LOST	8-27-79	



LEFT SIDE  
OPPOSITE SIDE SAME "A" HOLES

TOP VIEW

FRONT

1X1 X12 GA.  
STEEL PLATE  
4 REQ.

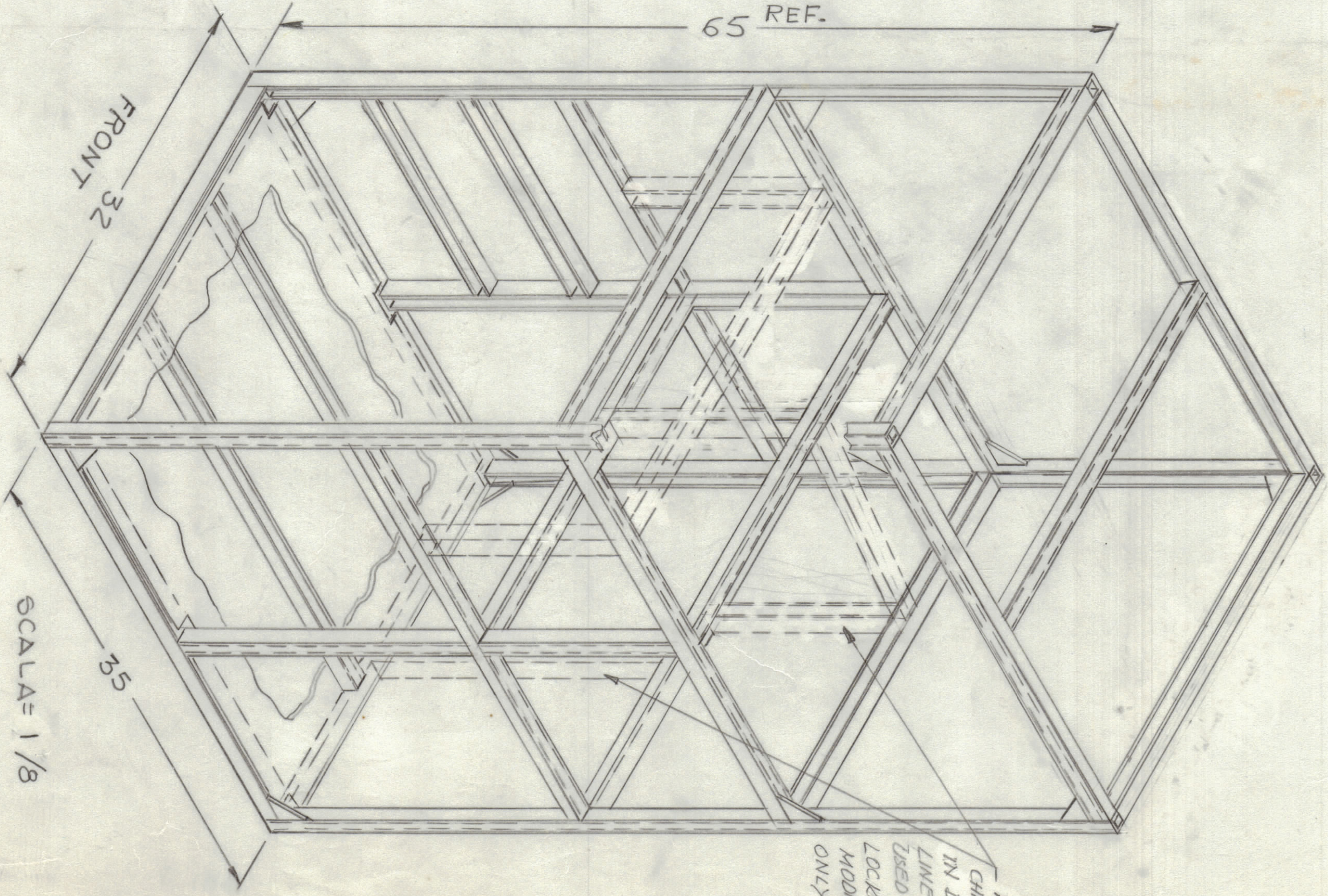
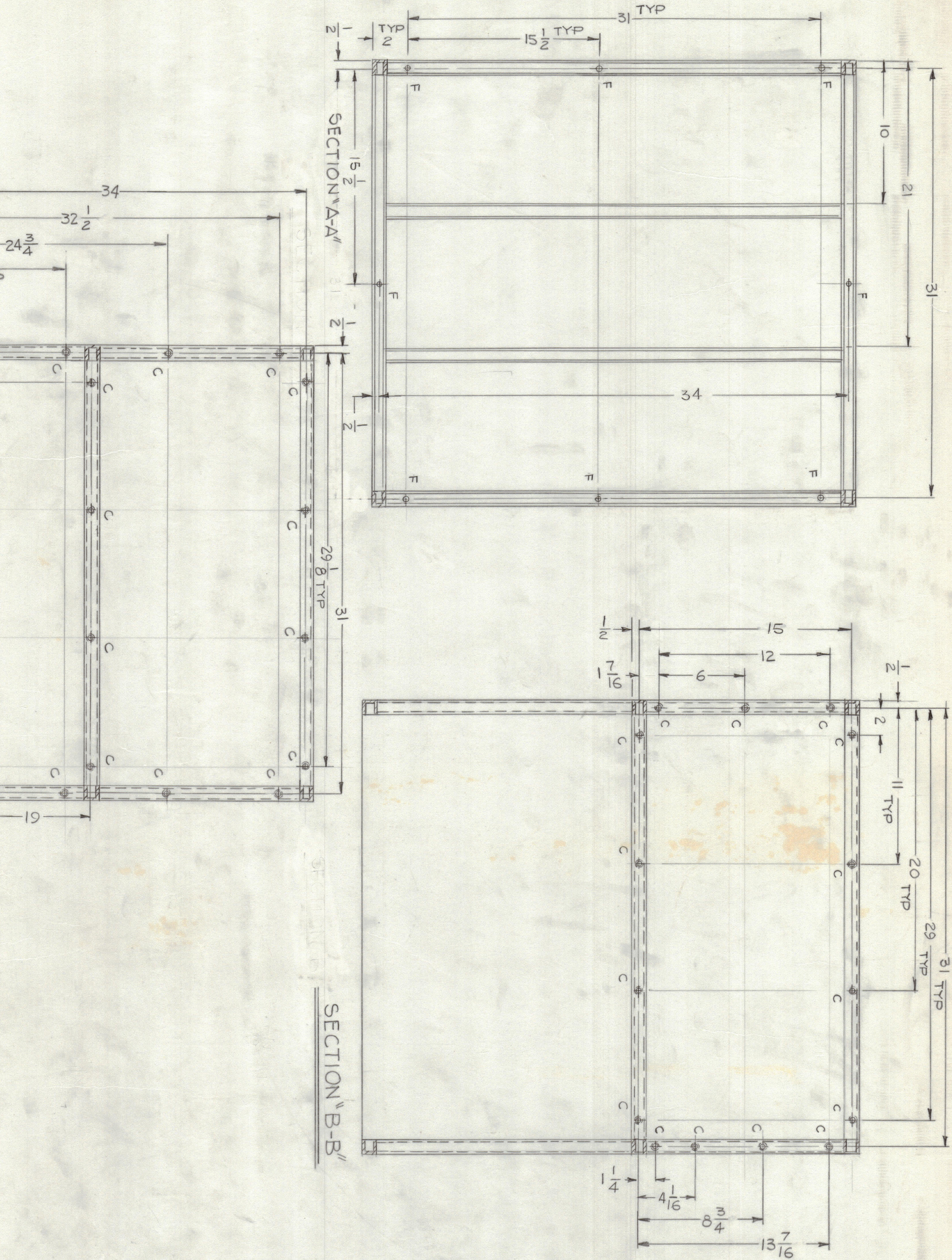
QTY. REQ.	ITEM	PART NO.	SYMBOL
LIST OF MATERIAL			
	DESCRIPTION		
	THE TECHNICAL MATERIEL CORP.		
	MAMARONECK, NEW YORK		

FINISH	MATERIAL	SIZE	CODE	IDENT NO.	DWG NO.	ISSUE
SEE SH. 1	SEE SH. 1	D	82679	M55116		Δ

QTY / UNIT	MODEL USED ON	ASSY. NO.
	BCT-10KA	
APPLICATION	CODE	

NOTICE TO PERSONS RECEIVING THIS DRAWING  
THE TECHNICAL MATERIEL CORPORATION claims proprietary right in the material disclosed herein. This drawing is issued in confidence and without permission from THE TECHNICAL MATERIEL CORPORATION to the user. This drawing is issued for mutual assistance and is subject to recall at any time.

REVISIONS		DATE	APPROVED
2	REDRAWN NO CHANGE	8/27/78	[Signature]
1	DRAFT	8/27/78	[Signature]



SECTION	MODEL USED ON	ASS'Y NO.
SECTION "A-A"		
SECTION "B-B"		
SECTION "C-C"		

TOLERANCES ON	FRACTIONS	DECIMALS
FINISH	$\pm 0.005$	$\pm .005$
MATERIAL	$\pm 0.010$	$\pm .010$
	$\pm 0.015$	$\pm .015$

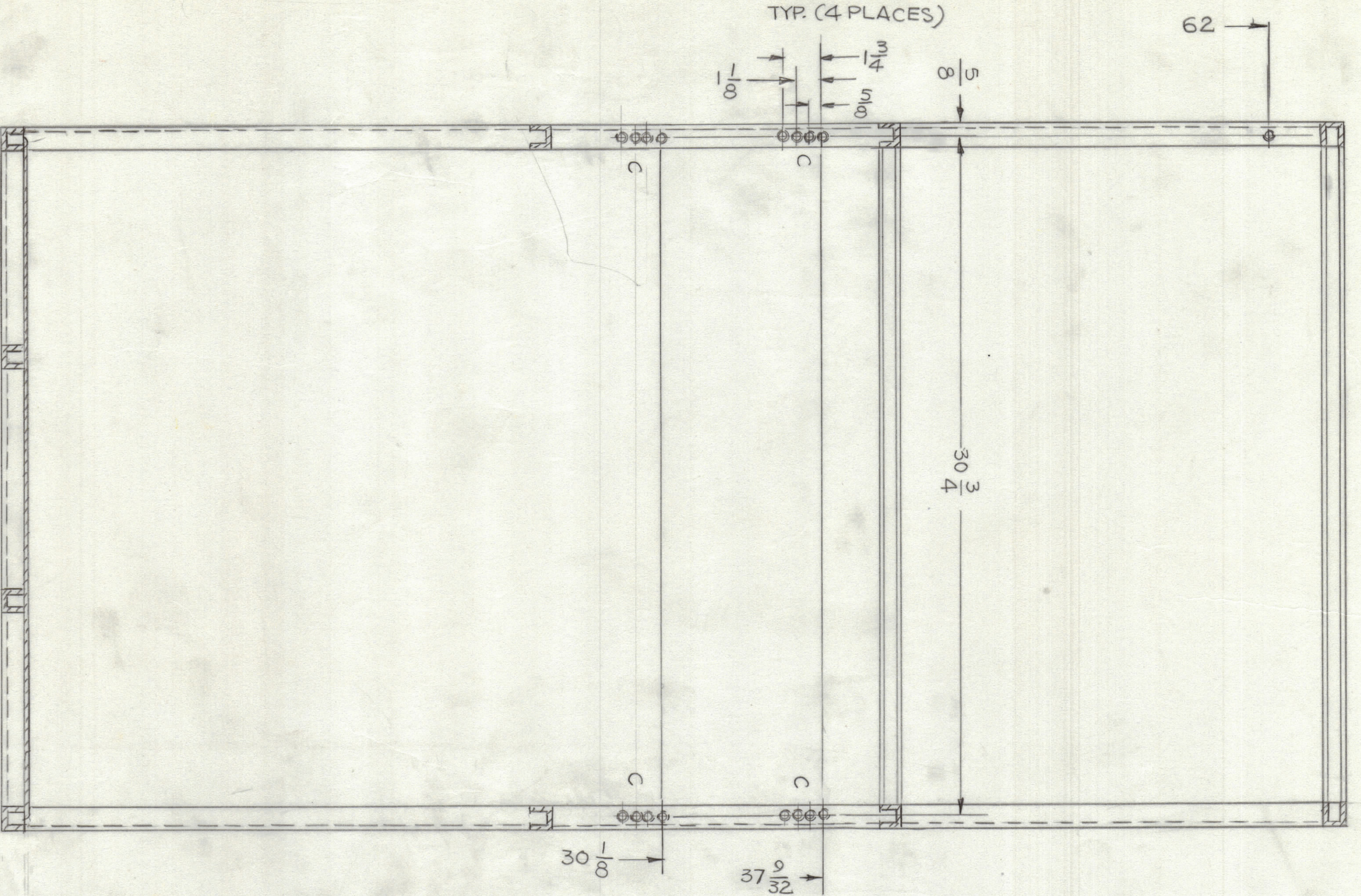
QTY.	ITEM	PART NO.	SYMBOL
REQ.			

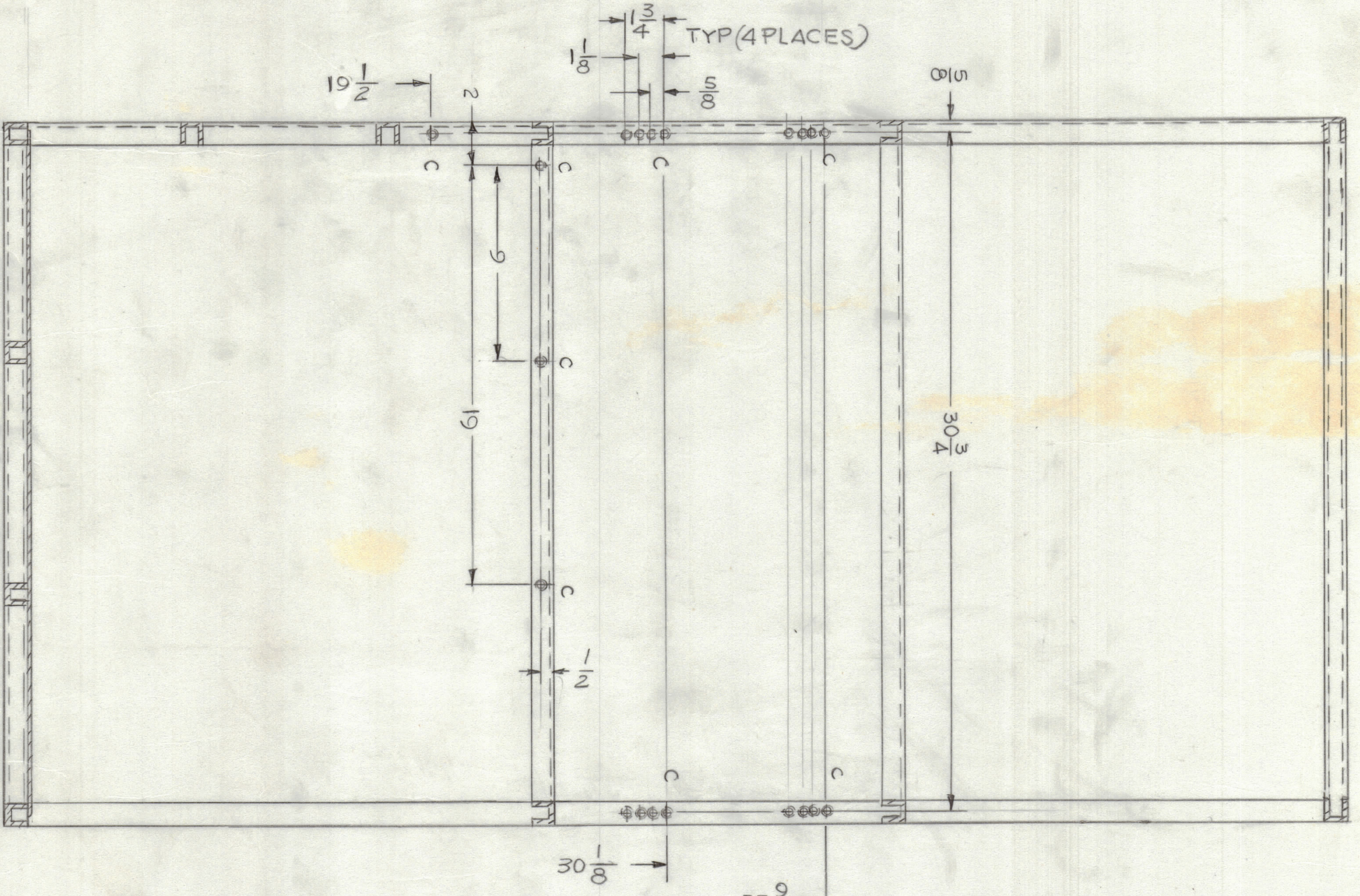
DATE	DATE	DATE
8/28/78		
8/28/78		
2-17-78		

LIST OF MATERIAL		DESCRIPTION	SYMBOL
1		FRAME, BROADCAST TRANSMITTER (BCT-10K A)	
2		THE TECHNICAL MATERIEL CORP. MAMARONECK, NEW YORK	
3		SIZE CODE IDENT NO. DWG NO. 82679	
4		MS 5116	
5		SHEET 4 OF 7	

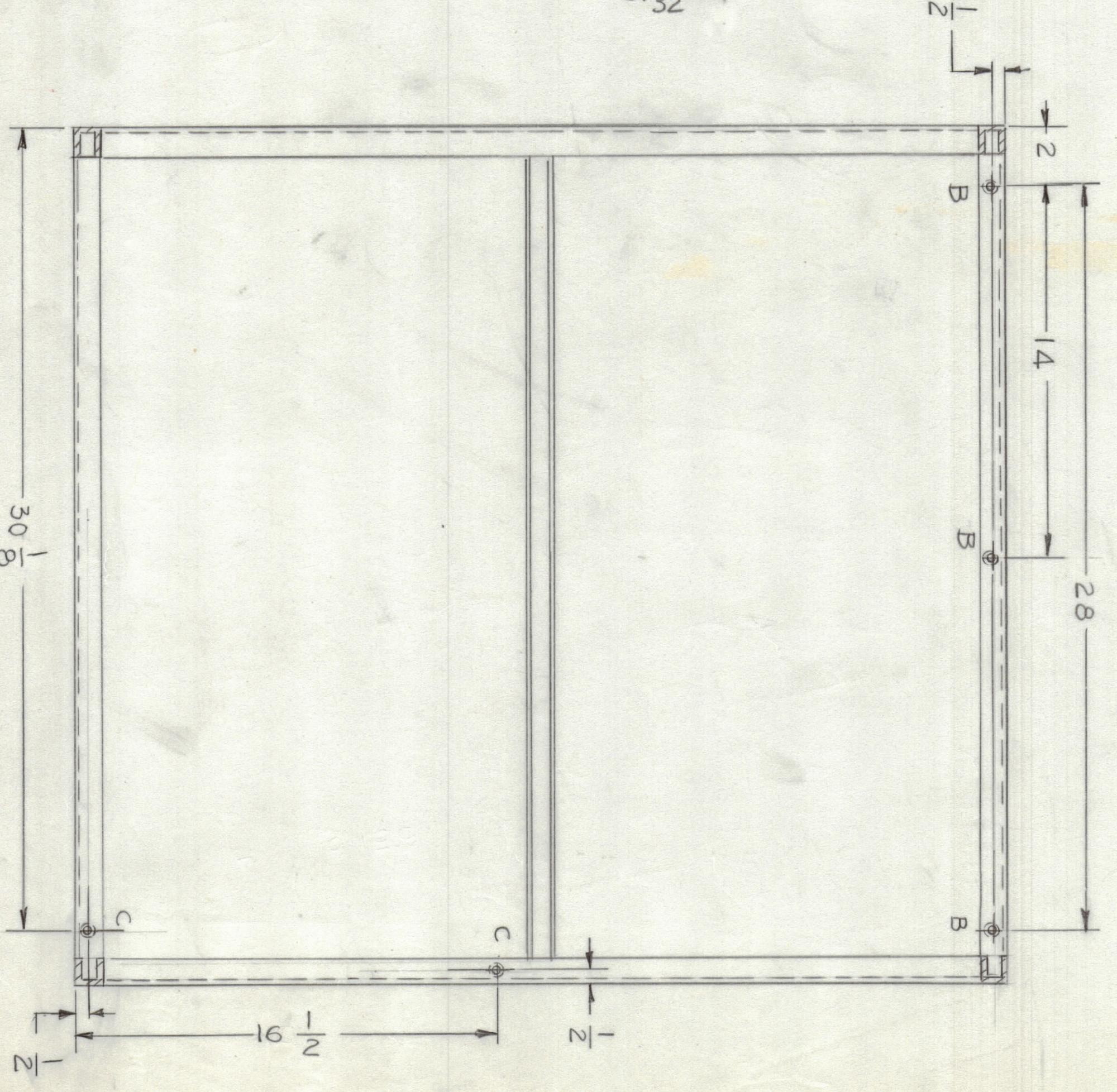
REVISIONS		DATE	APPROVED
1	REDRAWN NO CHANGE DIMS LOST	8/22-79	QCB
2			
3			
4			
5			
6			
7			
8			



SECTION "D-D"



SECTION "F-F"



SECTION "E-E"

QTY / UNIT	MODEL USED ON	ASSY NO.
APPLICATION		
CODE		

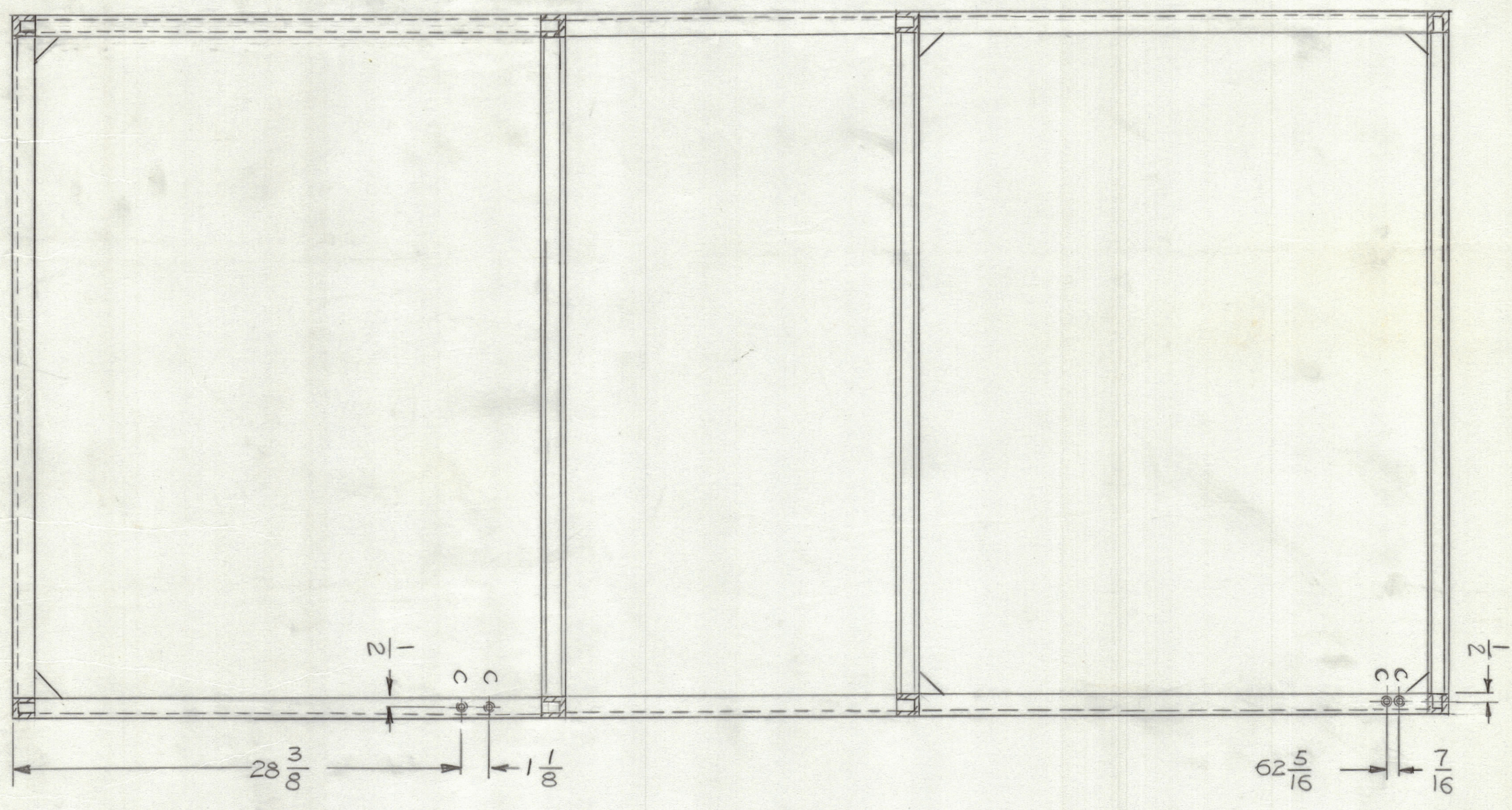
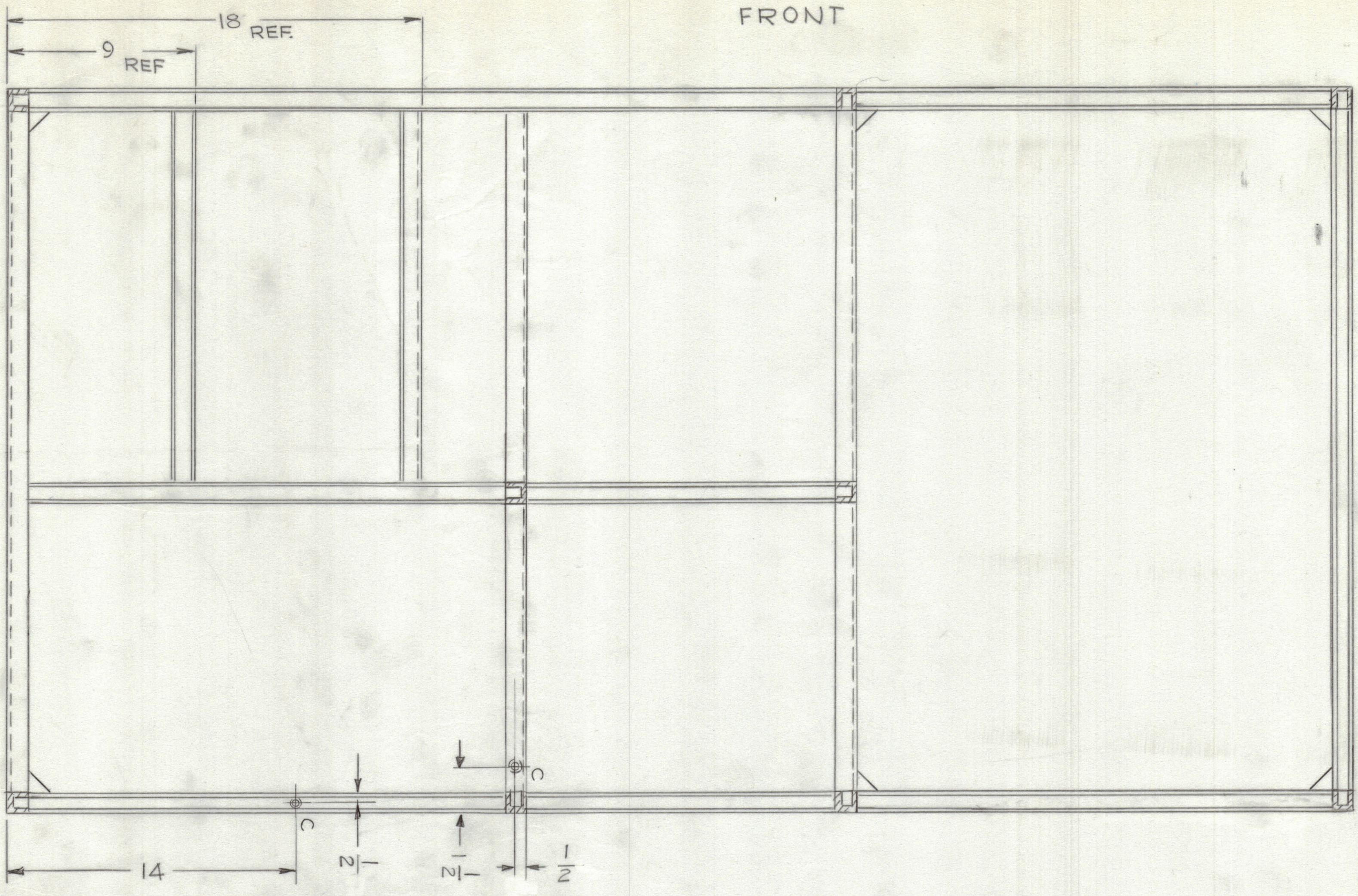
DECIMALS X ± .05 XX ± .015 XXX ± .005	TOLERANCES ON DIMENSIONS ARE IN INCHES UNLESS OTHERWISE SPECIFIED AND IN FRACTIONS OR PLATED FINISHES
FRACTIONS ± 1/64 A ± 1/32 ± 0" - .30	

FINAL APPROVAL MECH DES.	DATE 8/26/79
CHECKED DRAWN	DATE 4-17-78
ELECT. DES.	DATE

QTY REQ.	ITEM	PART NO.	DESCRIPTION	SYMBOL
LIST OF MATERIAL				
THE TECHNICAL MATERIEL CORP. MAMARONECK, NEW YORK				
FRAME BROADCAST TRANSMITTER BCF-10KA				
SIZE CODE IDENT NO/DWG NO.				
D	82679	M55116		A
SCALE 1/4"				
SHEET 5 OF 7				

NOTICE TO PERSONS RECEIVING THIS DRAWING  
The TECHNICAL MATERIEL CORP. is a registered professional electrical contractor. This drawing is issued in confidence for engineering information only and may not be reproduced or used to manufacture anything shown herein without permission from THE TECHNICAL MATERIEL CORPORATION to the user. This drawing is issued for mutual assistance and is subject to recall at any time.

REV.	DATE	APPROVED	DESCRIPTION
1	8-27-79		REDRAWN NO. CHANGE DWG. LOST
2			
3			
4			
5			
6			
7			
8			



SECTION "H-H"

SECTION "L-L"

QTY / UNIT	MODEL USED ON	ASSY NO.
APPLICATION	CODE	

TOLERANCES ON	FRACTIONS
DECIMALS	± .005
XXX ± .005	± 10 <sup>-3</sup> -30
MATERIAL	SEE SH. 1
FINISH	SEE SH. 1

UNLESS OTHERWISE SPECIFIED DIMENSIONS ARE IN INCHES AND INCHES OR PLATED FINISHES

QTY. REQ.	ITEM	PART NO.	SYMBOL
LIST OF MATERIAL			
<b>THE TECHNICAL MATERIEL CORP.</b> MAMARONECK, NEW YORK			
<b>FRAME, BROADCAST TRANSMITTER (BCT-10KA)</b>			
SIZE	CODE	IDENT NO.	DWG NO.
D		82679	MS 5116
SCALE 1:4			ISSUE
SHEET 6 OF 7			Δ7

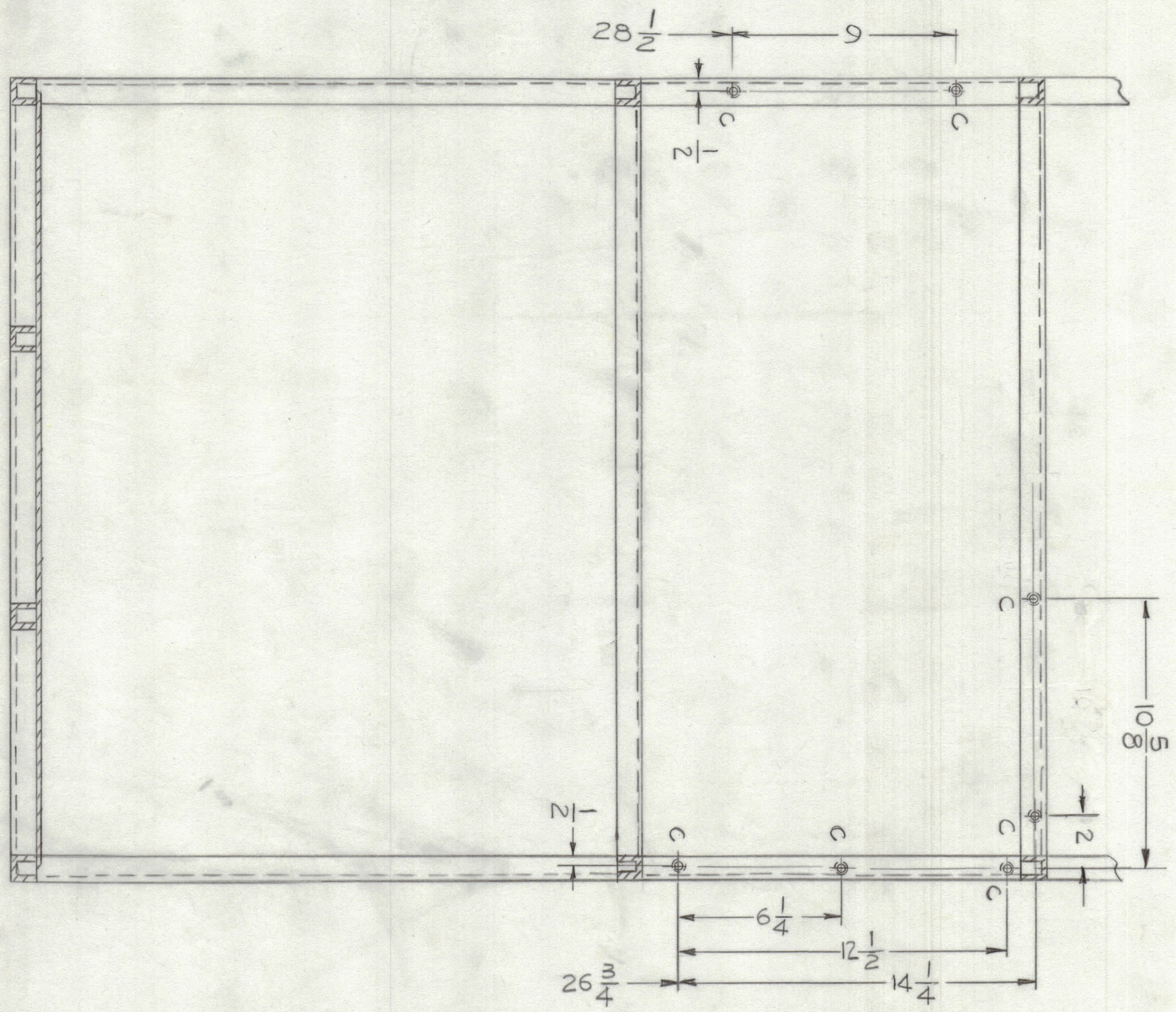
NOTICE TO PERSONS RECEIVING THIS DRAWING: THE TECHNICAL MATERIEL CORP. and its employees and agents do not warrant the accuracy of this drawing. It is issued as a guide only and may not be reproduced or used for any other purpose without the prior written consent of THE TECHNICAL MATERIEL CORPORATION.

FINAL APPROVAL	DATE
	8/28/79
MECH. DES.	DATE
ELECT. DES.	DATE
CHECKED	DATE
DRAWN	DATE
G.D.L.	4-18-78

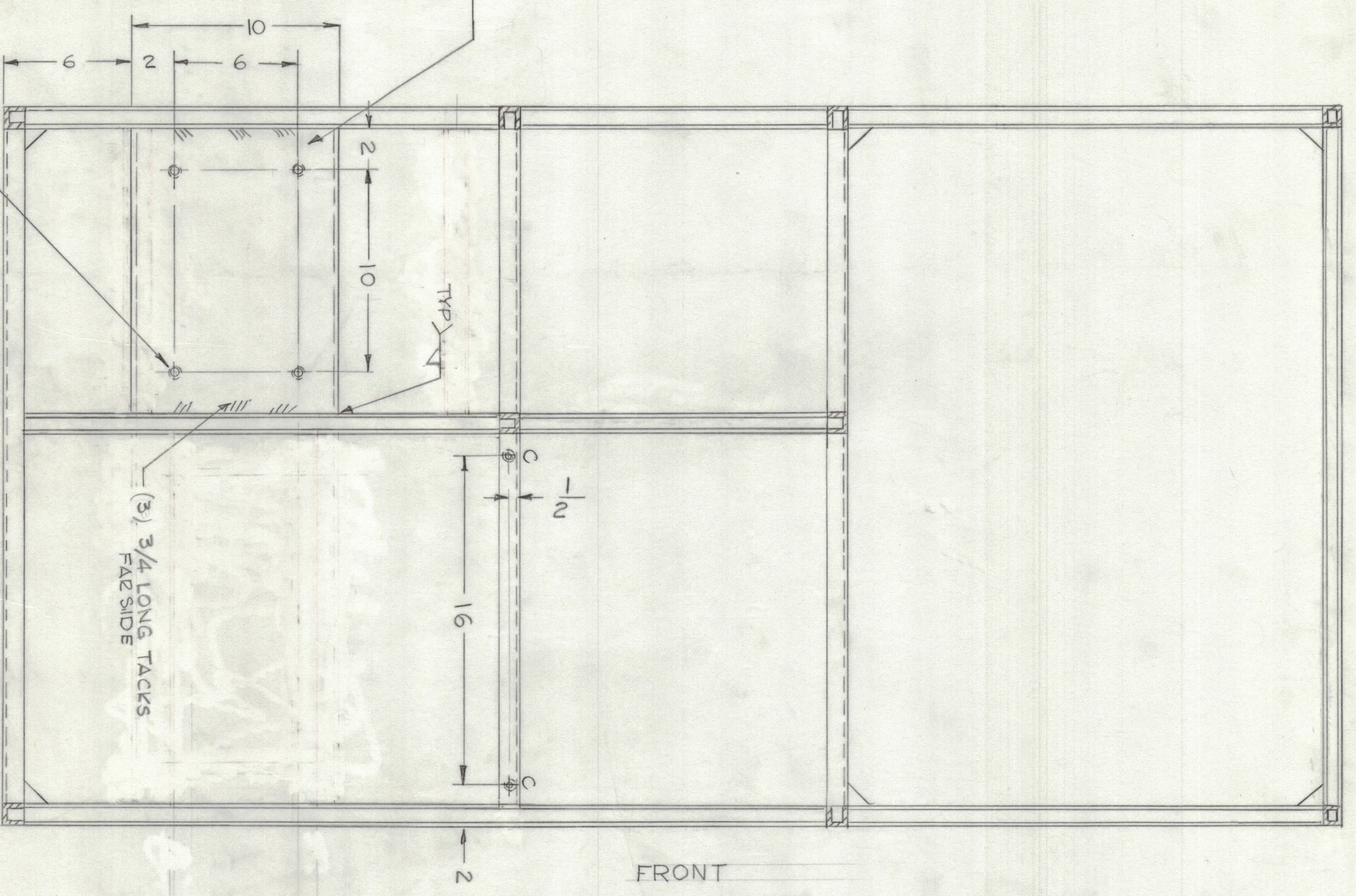
DESCRIPTION	SYMBOL
FRAME, BROADCAST TRANSMITTER (BCT-10KA)	
THE TECHNICAL MATERIEL CORP.	
MAMARONECK, NEW YORK	

QTY.	ITEM	PART NO.	SYMBOL

REVISIONS		DATE	APPROVED
2	REWORK NO. CHANGE DWG. COST	7-27-79	GRB
1	INITIAL NO. CHANGE DWG. COST		



HOLE	DESCRIPTION	REQ'D
A	DRILL & TAP 6-32	117
B	DRILL & TAP 8-32	20
C	DRILL & TAP 10-32	130
D	9/32 DIA	4
E	15/64 DIA	4
F	1/2 DIA	8
G	SEE DETAIL	2
H	.270 DIA .82 CSKX TO 520DIA	6



SECTION "G-G"

SECTION "M-M"

QTY / UNIT	BCT-10K-A	ASSY NO.
MODEL USED ON		
APPLICATION		
CODE		

FINISH	SEE SH.1
MATERIAL	SEE SH.1

QTY REQ'D	ITEM	PART NO.

DATE	8/28/79
DATE	
DATE	4-18-78

LIST OF MATERIAL

THE TECHNICAL MATERIEL CORP.  
MAMARONECK, NEW YORK

FRAME BROADCAST  
TRANSMITTER (BCT-10K-A)

SIZE CODE IDENT NO. DWG NO.  
82679 MS 5116

SCALE 1/4" = 1"

SHEET 7 OF 7

NOTICE TO PERSONS RECEIVING THIS DRAWING

THE TECHNICAL MATERIEL CORP. warrants that the drawings and specifications herein are a true and correct representation of the design and construction of the equipment shown hereon and that the same are the property of THE TECHNICAL MATERIEL CORPORATION. This drawing is loaned to you for your reference and is not to be reproduced or used in any way without the written permission of THE TECHNICAL MATERIEL CORPORATION.