UNLESS OTHERWISE SPECIFIED:

1. USE MATERIAL THICKNESS FOR MAXIMUM RADIUS ON ALL BENDS
2. ALL ANGULAR BENDS 90 DEGREES
3. REMOVE ALL BURRS AND SHARP EDGES
4. MOUNT INSERTS AFTER FINISHING

MS4929

REVISIONS

SYM	DESCRIPTION	DATE	E.M.N. NO.	DRAFT	CHKD	APPD
X	EXPERIMENTAL RELEASE	5.27.66	—	WHW		aD
X1	1 "H" HOLE ADDED	6.1.66	—	WHW	JCB	aD
X2	COMPLETELY REVISED	8-24-66	X2	JBC	JCB	aD
X3	① "E" HOLE (11/64 DIA.) DELETED	9/23/66	VM	JC	JCB	aD
Ø	ORIGINAL RELEASE FOR PRODUCTION	9/26/66	Ø	CV		

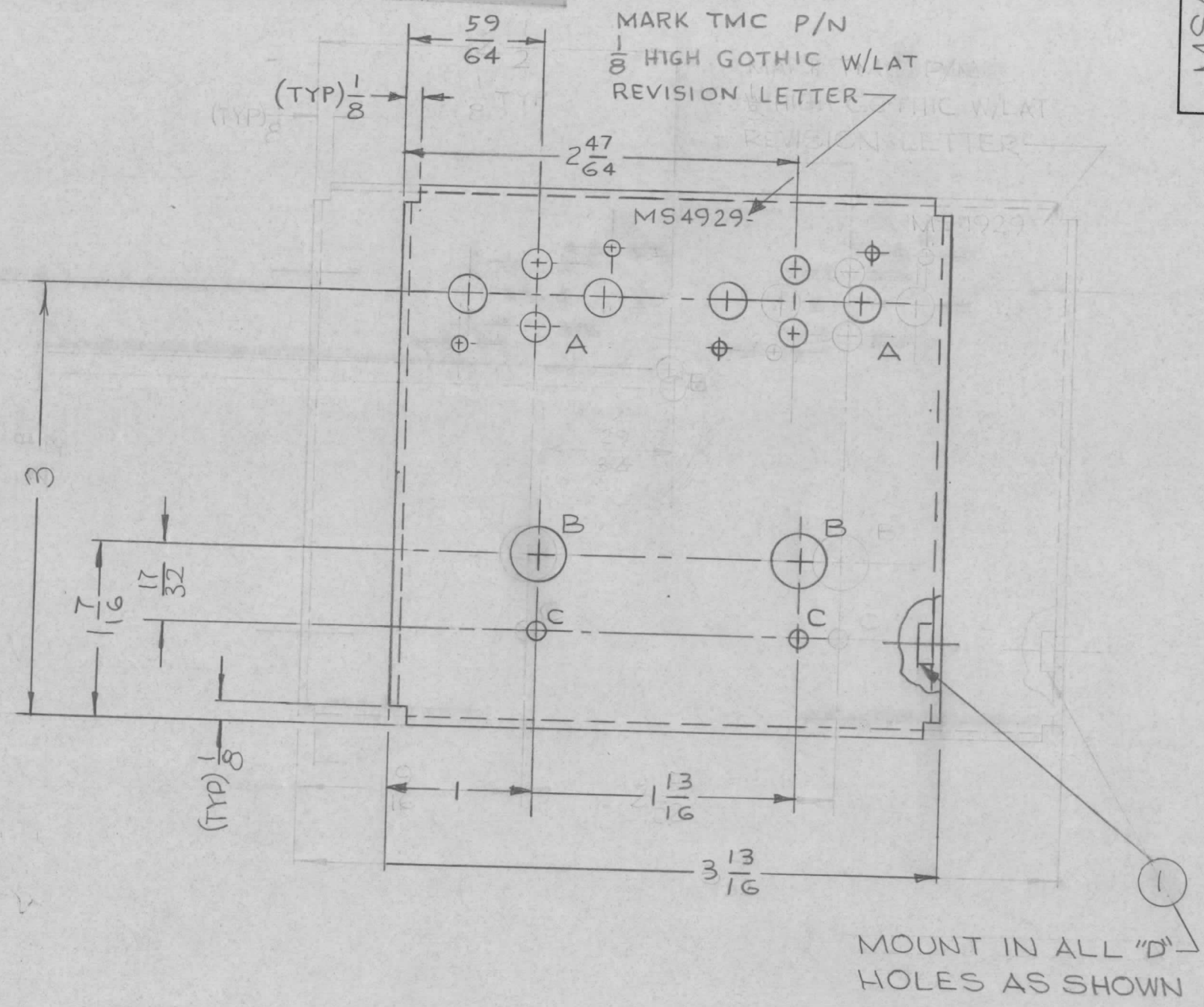

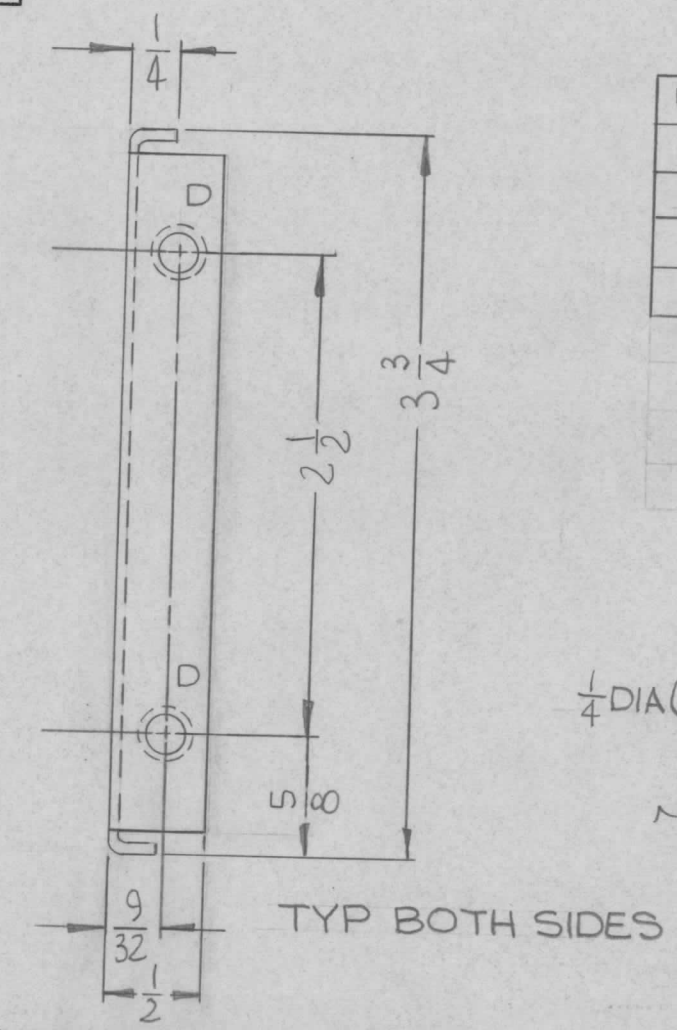

HOLE	DESCRIPTION	REQ'D
A	SEE DETAIL "A"	2
B	3/8 DIA	2
C	1/8 DIA	2
D	.191-.194 DIA	4

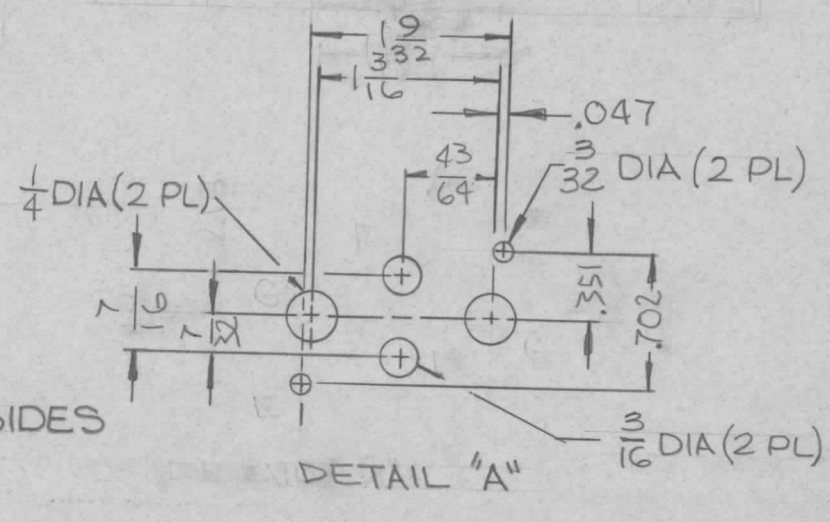

REQ'D.	ITEM	PART NUMBER	DESCRIPTION	SYMBOL
4	1	NT129-632-4	NUT, PLAIN SPLINE	D

DUDDLES

LIST OF MATERIAL

REF: LD2090

Q'T'Y./UNIT	MODEL USED ON	ASS'Y. NO.
1	CFA-2	A5524

SCALE 1/1 CODE

MATERIAL: .063 THICK, ALUMINUM, 5052-H32

FINISH: S404 YELLOW IRIDITE

UNLESS OTHERWISE SPECIFIED
DIMENSIONS ARE IN INCHES AND INCLUDE CHEMICALLY APPLIED OR PLATED FINISHES

DECIMALS .X ± .05 .XX ± .01 .XXX ± .005 — TOLERANCES — FRACTIONS ± 1/64 ANGLES ± 0° 30'

THE TECHNICAL MATERIEL CORP.
MAMARONECK, NEW YORK

TITLE: PLATE, MTG, SWITCH

DRAWN WHW	DATE 5.20.66	FINAL APPROVAL [signature]	DATE 9/24/66
CHECKED JCB	DATE	MS4929	Ø
ELECT. DES. A. Duddles	DATE 9-23-66		
MECH. DES.	DATE	SHEET	REV. LTR

NOTES

THE CONTENTS OF THIS DRAWING ARE THE EXCLUSIVE PROPERTY OF THE TECHNICAL MATERIEL CORP. ITS UNAUTHORIZED USE OR REPRODUCTION IN WHOLE OR IN PART IS STRICTLY FORBIDDEN.

TMC FORM 109