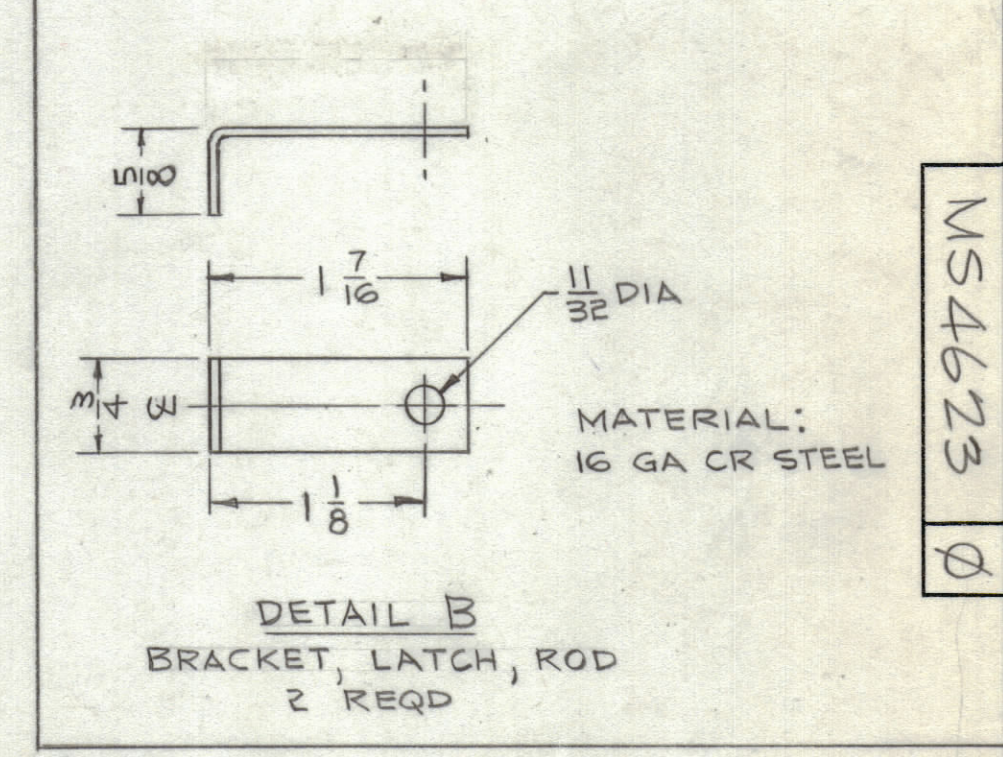
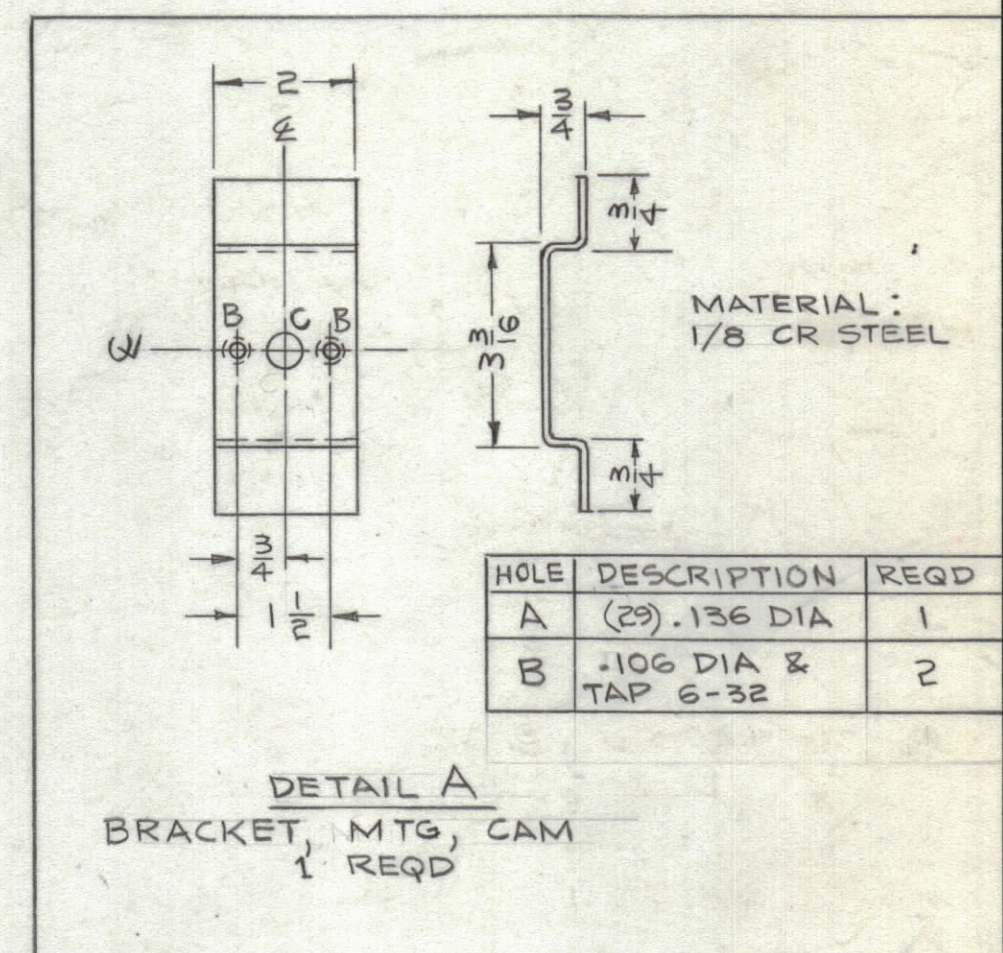
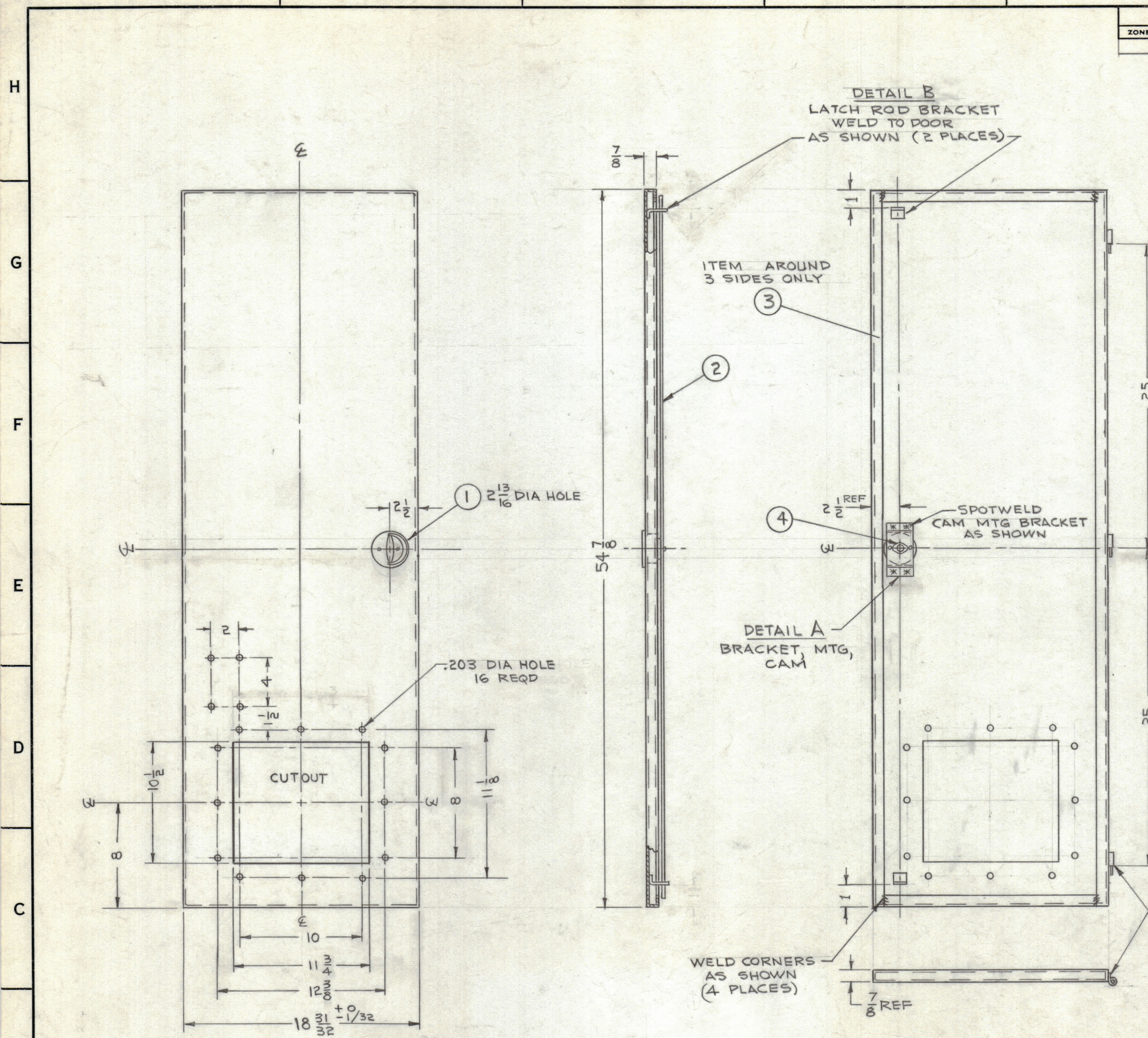


REVISIONS						
ZONE	SYM	DESCRIPTION	DATE	E.M.N. NO.	DRAFT	CHKD
	Ø	ORIGINAL RELEASE FOR PRODUCTION	4/16/64		JC	



1. ALL ANGULAR BENDS 90°
2. REMOVE ALL BURRS & SHARP EDGES.
3. DOOR MUST BE FLAT OR 2° OVERBEND TOWARD INSIDE, TOP & BOTTOM.
4. FINISH:

REQ'D	ITEM	PART NUMBER	DESCRIPTION	SYMBOL
1	4	PO-186	CAM, CATCH, 2 POINT	
X	3	GA-144-122	GASKET, EXTRUDED	
2	2	PM-531-B-26.94	ROD, DOR LATCH	
1	1	HA-114-1	HANDLE	

I. JOHNSON LIST OF MATERIAL			
MATERIAL 14 GA STEEL UNLESS OTHERWISE NOTED		THE TECHNICAL MATERIEL CORP. MAMARONECK, NEW YORK	
FINISH SEE NOTE		TITLE DOOR, REAR RAK-33A	
UNLESS OTHERWISE SPECIFIED DIMENSIONS ARE IN INCHES AND INCLUDE CHEMICALLY APPLIED OR PLATED FINISHES	DRAWN gag	DATE 1-4-64	FINAL APPROVAL [Signature]
DECIMALS .X ± .05 .XX ± .01 .XXX ± .005	FRACTIONS ± 1/64 ANGLES ± 0° 30'	ELECT. DES. [Signature]	DATE 2-28-64
NOTES		MECH. DES. [Signature]	DATE 2-28-64

Q'TY./UNIT	MODEL USED ON	ASS'Y. NO.
1	RAK-33A	
SCALE	CODE	
NONE		

MS4623