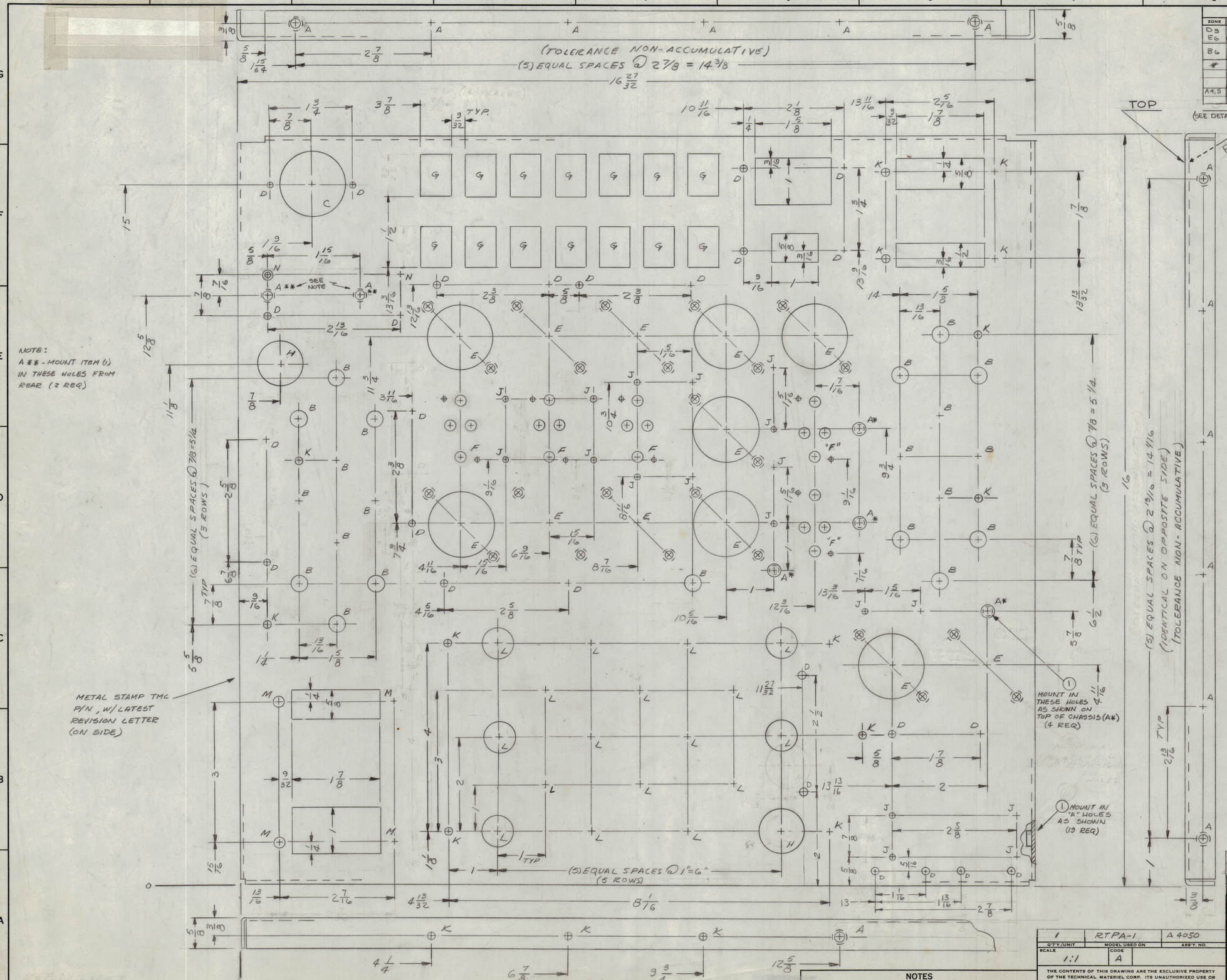

REVISIONS							
ZONE	SYM	DESCRIPTION	DATE	E.M.N. NO.	DRAFT	CHKD	APPD
D9 E6	X1	7 3/4 "D" HOLE LOCATION WAS 8 3/4 17/16 DIM. WAS 15/16	11/16/64	X1	JL	JM	W.J.
B6	X2	RELOCATED "L" & "H" HOLES	11/18/64	X2	JL		W.J.
#	X3	COMPLETELY REVISED & UPDATED	1-12-65	X3	[illegible]	JM.	W.J.
	X4	ON "D" DETAIL .046 WAS 3/64					
	Ø	ORIGINAL RELEASE FOR PRODUCTION	2-10-65	Ø	[illegible]	[illegible]	
A4,5	A	4 "J" HOLES ADDED.	5-3-65	14002	[illegible]	[illegible]	[illegible]
	B	2 "D" HOLES ADDED 4 D HOLES WAS UNMARKED	13/4/65	15427	[illegible]	[illegible]	[illegible]

HOLE	DESCRIPTION	REQ
A	.221 - .224 DIA	25
B	5/16 DIA	21
C	1 - 3/8 DIA	1
D	11/64 DIA	26
E	SEE DETAIL	12
F	SEE DETAIL	5
G	21/32 x 29/32 CUTOUT	14
H	15/16 DIA	2
J	9/64 DIA	17
K	3/16 DIA	16
L	11/16 DIA	17
M	13/64 DIA	4
N	.144 DIA, C'SINK 82° TO .284 DIA	2

DETAIL "E"

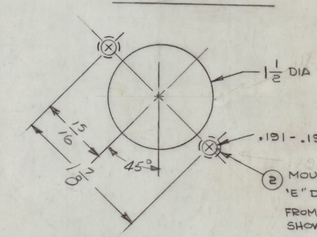

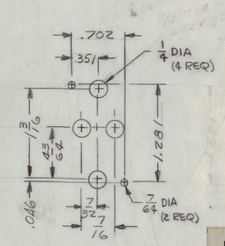

DETAIL "F"

UNLESS OTHERWISE SPECIFIED:

1. USE MATERIAL THICKNESS FOR MAXIMUM RADIUS ON ALL BENDS
2. ALL ANGULAR BENDS 90 DEGREES
3. REMOVE ALL BURRS AND SHARP EDGES
4. MOUNT INSERTS AFTER FINISHING

REF: LD1657

REQ'D.	ITEM	PART NUMBER	DESCRIPTION	SYMBOL
24	2	NT129-632-4	NUT, PLAIN, SPLINE	DET. "E"
25	1	NT129-832-4	NUT, PLAIN, SPLINE	A

EATON — LIST OF MATERIAL — SK-3071-MS-2

MATERIAL: .081, ALUMINUM 5052-H32

FINISH: S404 YELLOW IRIDITE

THE TECHNICAL MATERIEL CORP.
MAMARONECK, NEW YORK

TITLE: CHASSIS, ELECTRICAL, MAIN

Q'TY./UNIT	MODEL USED ON	ASS'Y. NO.
1	RTPA-1	A 4050

SCALE: 1:1 — CODE: A

UNLESS OTHERWISE SPECIFIED
DIMENSIONS ARE IN INCHES AND INCLUDE CHEMICALLY APPLIED OR PLATED FINISHES

DECIMALS		FRACTIONS
.X ± .05	TOLERANCES	± 1/64
.XX ± .01		ANGLES
.XXX ± .005		± 0° 30'

DRAWN: J.L. — DATE: — FINAL APPROVAL: — DATE:
CHECKED: [illegible] — DATE: 2/9/65
ELECT. DES.: [illegible] — DATE: 2/8/65
MECH. DES.: W. JORDAN — DATE: 2/8/65

MS4102 B — SHEET — REV. LTR.

NOTES

THE CONTENTS OF THIS DRAWING ARE THE EXCLUSIVE PROPERTY OF THE TECHNICAL MATERIEL CORP. ITS UNAUTHORIZED USE OR REPRODUCTION IN WHOLE OR IN PART IS STRICTLY FORBIDDEN.

STOCK NO. 1015