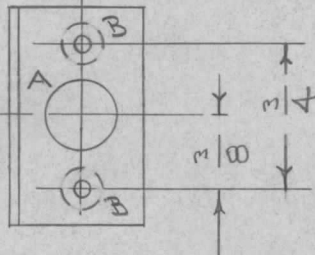
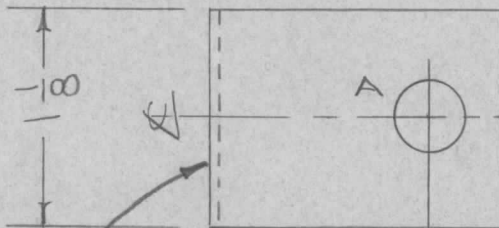
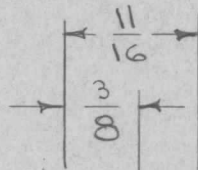
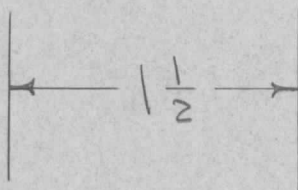
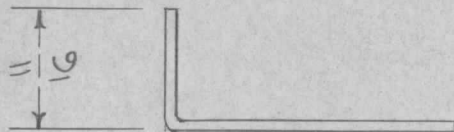


REQ. PER UNIT	USED ON			MS-410	C
	MODEL	ASS'Y. NO.	DATE		
1	XFK	A-685	10-6-53		



A - 3/8 (.375) D. 2 REQ.
 B - DRILL & C'SINK 3-48 2 "

NOTE:
 C'SINK FROM TOP SIDE OF LIP

BLANK SIZE 2 1/64 X 1 1/8

UNLESS OTHERWISE SPECIFIED DIMENSIONS ARE IN INCHES AND INCLUDE CHEMICALLY APPLIED OR PLATED FINISHES		
DECIMALS	TOLERANCES	FRACTIONS
.X ± .05		± 1/64
.XX ± .01		ANGLES
.XXX ± .005		± 0° 30'

CUT HERE
 GUARANTEED
 2-66

REQ.	ITEM	PART NO.	DESCRIPTION				SYMBOL
		.051	THE TECHNICAL MATERIEL CORP.				
		STOCK SIZE	MAMARONECK, NEW YORK				
C	1	5404 - IRIDITE WAS S101 - CAUSTIC DIP	12-3 53	1001	EMN	COVER BRACKET	
B	1	NOTE ADDED, PICTORIAL CORR.	11/29/56	2	FILE	XFK	
A	1	COMPLETE REVISION	5/28/56	1	FILE		
ISSUE	ITEM	CHANGED FROM	DATE	CH. NO.	DRAFTS	CHECKER	ENG. APP.
TOLERANCES			SCALE:				
DEC. DIM. ±			MAXIMUM ALLOWABLE TOLERANCES HAVE BEEN DETERMINED AND ANY DEVIATIONS WILL BE CAUSE FOR REJECTION.				
FRAC. DIM. ±			REMOVE ALL BURRS AND SHARP EDGES				
ANGULAR DIM. ±							
		5052 H32	DRAWN		CHECKED	FINAL APPROVAL	
		S404 IRIDITE	ELEC. DES. APP.		MECH. DES. APP.	MS-410	
		FINISH & SPEC. NO.				C	