MS3757 A

REVISIONS

SYM	DESCRIPTION	DATE	E.M.N. NO.	DRAFT	CHKD	APPD
X	EXP. RELEASE	10-10-66	X			
X1	2 B HOLES & PERFORATION ADDED	10-12-66	X1			
Ø	ORIGINAL RELEASE FOR PRODUCTION	9/28/69		CW		
A	CHG. REF. FRM LD1499 TO LD1497	1/5/71	20189	GE	CW	

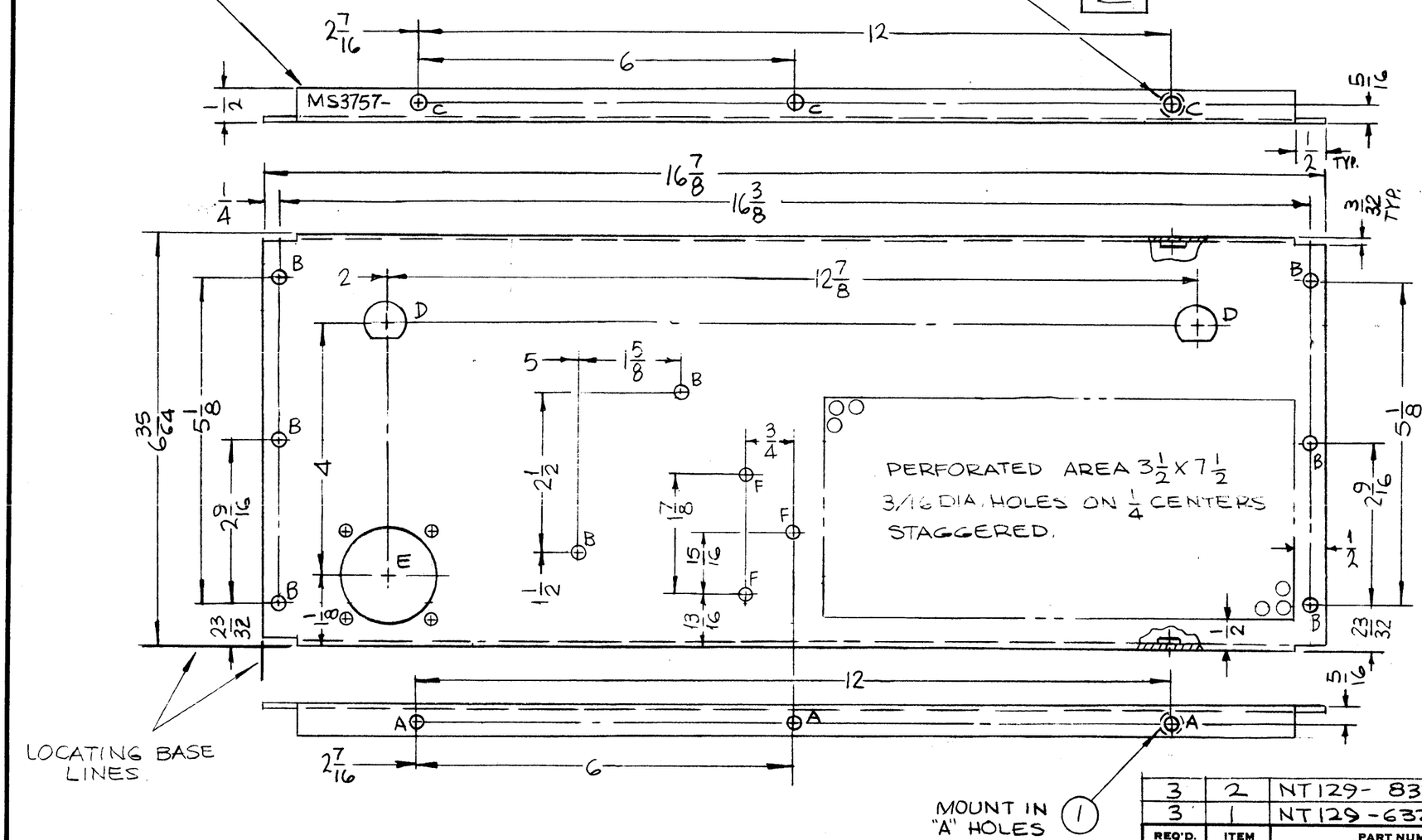

HOLES	DESCRIPTION	REQ
A	.191-.194 DIA.	3
B	13/64 DIA.	8
C	.221-.224 DIA.	3
D	SEE DETAIL	2
E	SEE DETAIL	1
F	11/64 DIA.	3

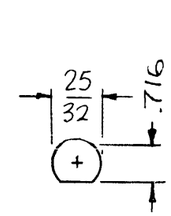

DETAIL-D

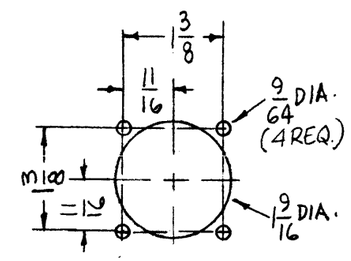

DETAIL-E

REF: LD1497-

REQ'D.	ITEM	PART NUMBER	DESCRIPTION	SYMBOL
3	2	NT129-832-4	NUT, PLAIN, SPLINE	C
3	1	NT129-632-4	NUT, PLAIN, SPLINE	A

F. BUDETTI — LIST OF MATERIAL

UNLESS OTHERWISE SPECIFIED:

1. USE MATERIAL THICKNESS FOR MAXIMUM RADIUS ON ALL BENDS
2. ALL ANGULAR BENDS 90 DEGREES
3. REMOVE ALL BURRS AND SHARP EDGES
4. MOUNT INSERTS AFTER FINISHING

NOTES

Q'TY./UNIT	MODEL USED ON	ASS'Y. NO.
1	TFP-2.5K	

SCALE	CODE	
1:2	A	S401-451 S401- S401-

THE CONTENTS OF THIS DRAWING ARE THE EXCLUSIVE PROPERTY OF THE TECHNICAL MATERIEL CORP. ITS UNAUTHORIZED USE OR REPRODUCTION IN WHOLE OR IN PART IS STRICTLY FORBIDDEN.

MATERIAL: .081 THICK ALUMINUM 5052-H32

FINISH: 5404 YEL. IRIDITE

UNLESS OTHERWISE SPECIFIED DIMENSIONS ARE IN INCHES AND INCLUDE CHEMICALLY APPLIED OR PLATED FINISHES

TOLERANCES: DECIMALS .X ± .05, .XX ± .01, .XXX ± .005; FRACTIONS ± 1/64; ANGLES ± 0° 30'

THE TECHNICAL MATERIEL CORP.
MAMARONECK, NEW YORK

TITLE: PLATE, REAR, FILTER DRAWER

DRAWN	DATE 9-26-66	FINAL APPROVAL	DATE 5/22/69
CHECKED	DATE 10/12/66		
ELECT. DES.	DATE	MS3757	A
MECH. DES.	DATE 5-20-69	SHEET	REV. LTR.

TMC FORM 109

REPROVEL N . 440H 23858