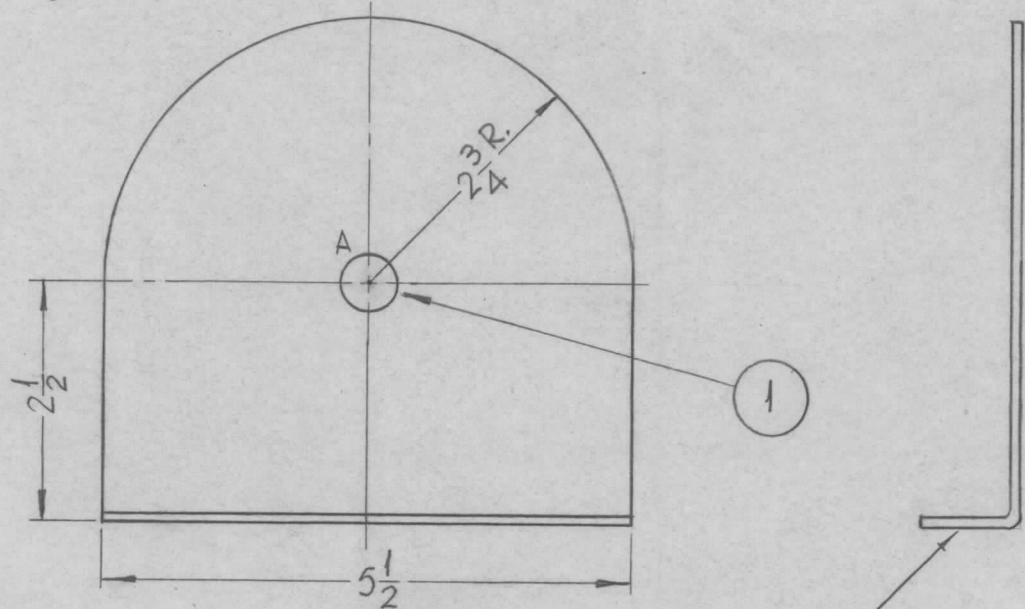
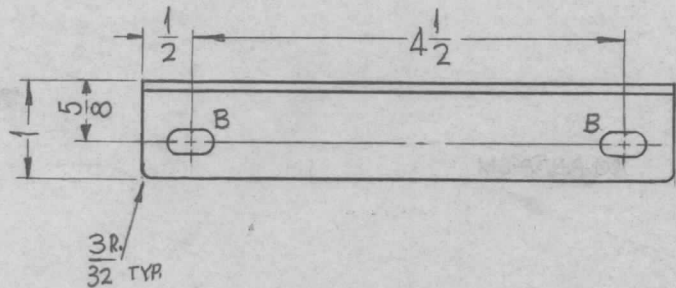
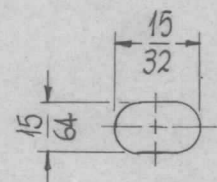


REQ. PER UNIT	USED ON			MS-3648 0
	MODEL	ASS'Y. NO.	DATE	
1	GPT-2001K(A-X-392)	A-3159	12-27-63	



HOLE:
A- 9/16 DIA. (1REQ.)



B-DETAIL
(2REQ.)

METAL STAMP TMC PART NO.
1/8 HIGH GOTHIC.
MS-3648-0

- UNLESS OTHERWISE SPECIFIED:
1. USE MATERIAL THICKNESS FOR MAXIMUM RADIUS ON ALL BENDS.
 2. ALL ANGULAR BENDS 90°.
 3. REMOVE ALL BURRS AND SHARP EDGES

						1	1	BB-117-14	BEARING, NYLON		
						REQ. ITEM		PART NO.	F. BUDETTI	DESCRIPTION	
								1/8 THICK	THE TECHNICAL MATERIEL CORP. MAMARONECK, NEW YORK		
								ALUMINUM	BRACKET SUPPORT, CAPACITOR		
○	ORIGINAL RELEASE FOR PRODUCTION	3-2-64									
SYM	DESCRIPTION	DATE	CH. NO.	DRAFTS	CHECKER	ENG. APP.					
	UNLESS OTHERWISE SPECIFIED DIMENSIONS ARE IN INCHES AND INCLUDE CHEMICALLY APPLIED OR PLATED FINISHES	SCALE	1/2" = 1"								
							5052-H32		SRG	aa gcb	
							TYPE & TEMPER	HEAT TREAT. SPEC.	DRAWN	CHECKED	
							5404 YELLOW IRIDITE		DBTB	me 3/1/64	
							FINISH & SPEC. NO.		ELEC. DES. APP.	MECH. DES. APP.	
DECIMALS .X ± .05 .XX ± .01 .XXX ± .005	TOLERANCES	FRACTIONS ± 1/64 ANGLES ± 0° 30'	CODE	A							MS-3648 0