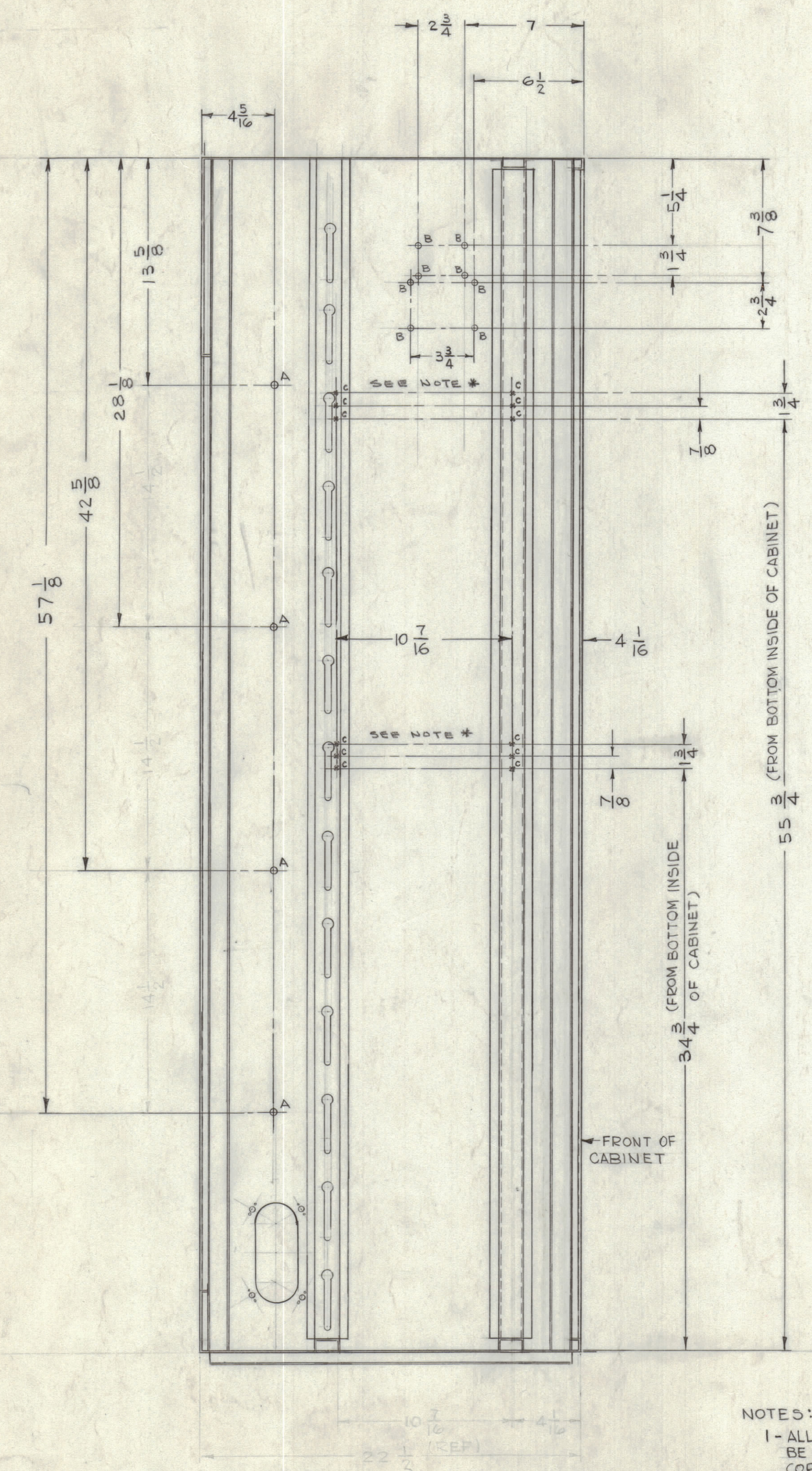


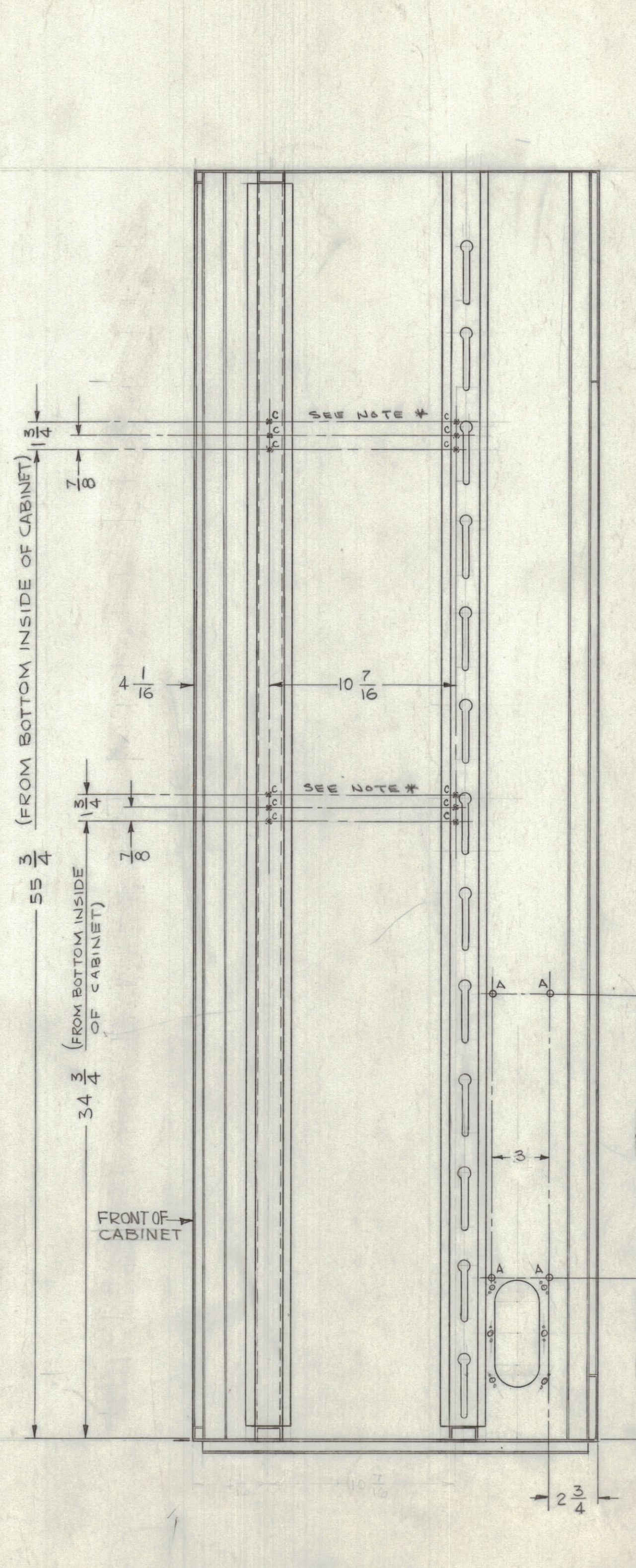
ZONE		SYM		DESCRIPTION		DATE		E.M.N. NO.		DRAFT		CHKD		APPR	
C4		A		DIM 3 WAS 3/4		4-8-63		E718							



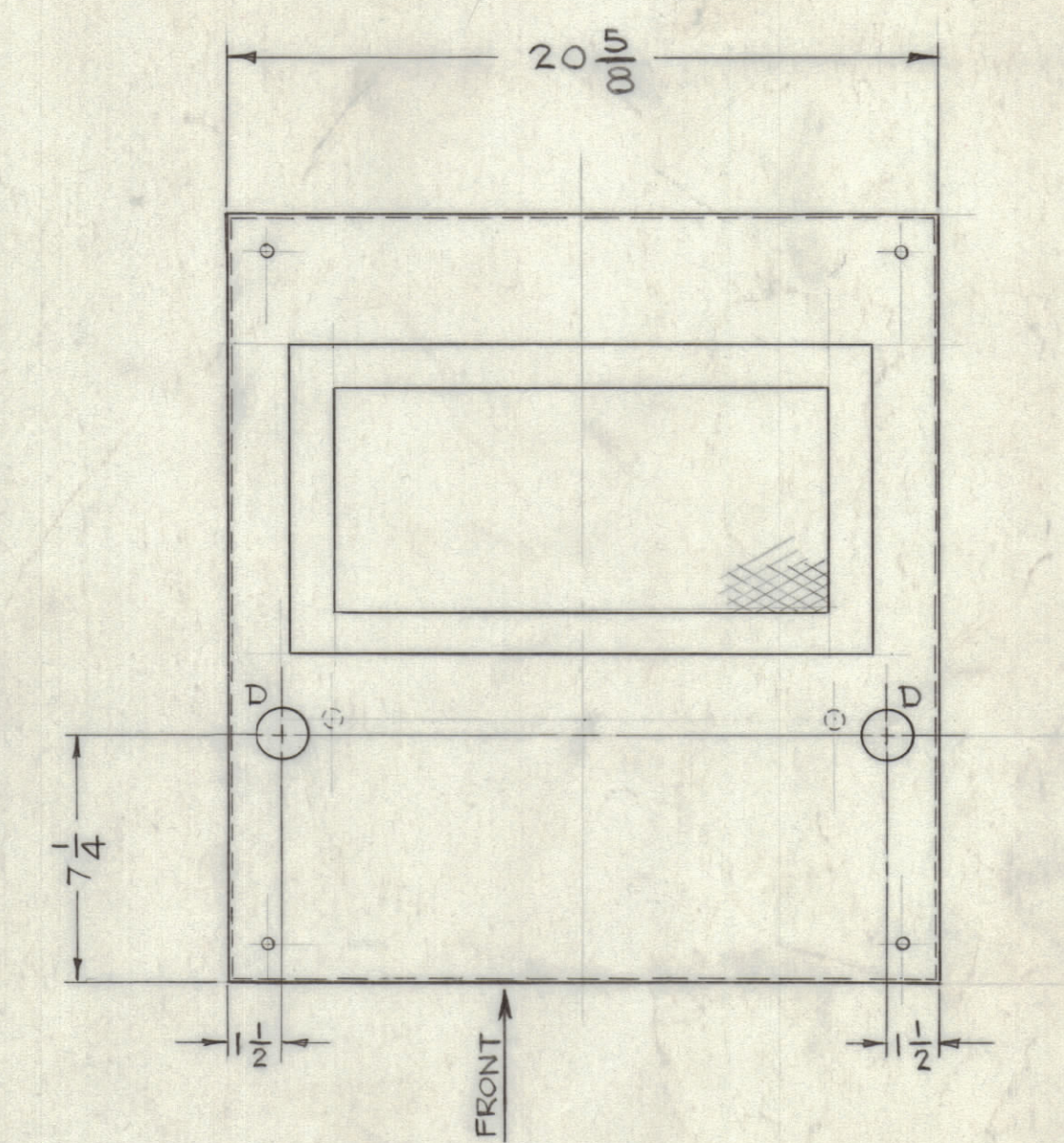
VIEW A-A
(RIGHT SIDE AS SEEN FROM INSIDE)



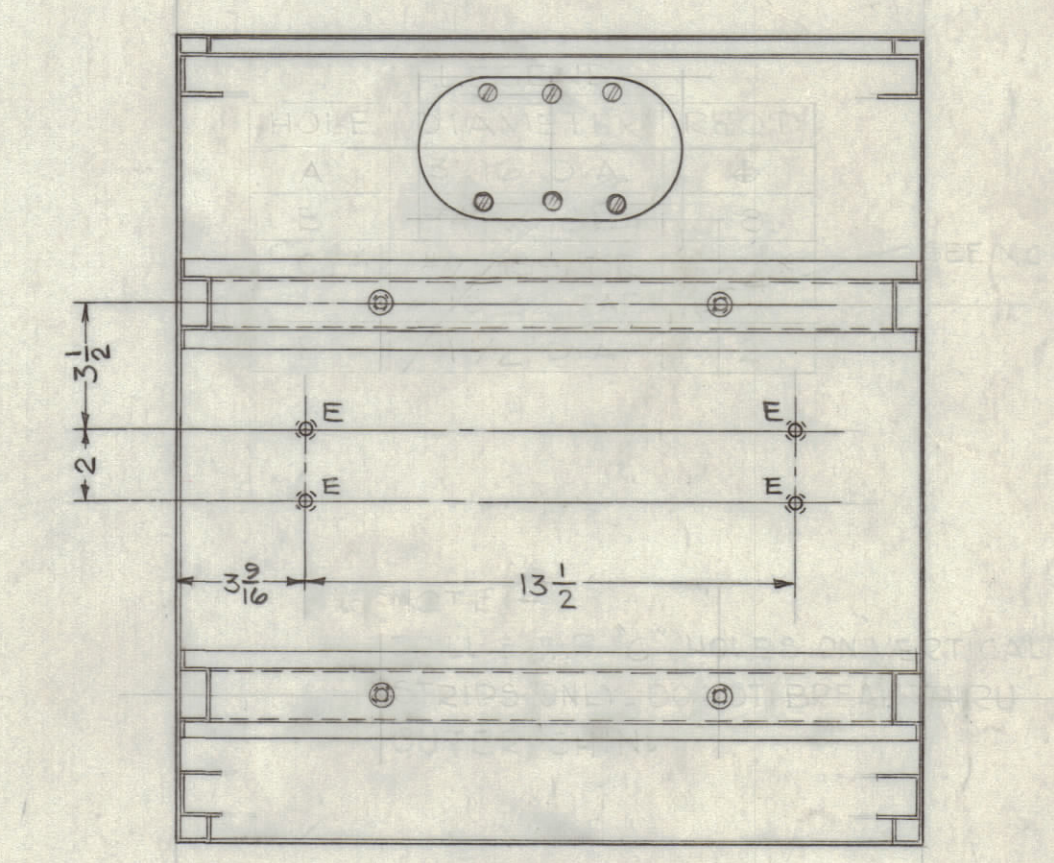
FRONT VIEW



VIEW B-B
(LEFT SIDE AS SEEN FROM INSIDE)



VIEW C-C
(TOP VIEW)



VIEW D-D
(BOTTOM VIEW SEEN FROM INSIDE)

- NOTES:
- 1- ALL "C" HOLES ON LEFT SIDE MUST BE HORIZONTALLY CO-PLANAR TO CORRESPONDING "C" HOLES ON RIGHT SIDE WITHIN ± 1/64
 - 2- DRILL & TAP "C" HOLES ON VERTICAL STRIPS ONLY. DO NOT BREAK THRU OUTER SKIN.
 - 3- TAKE 34 3/4 & 55 3/4 DIMENSIONS FROM INSIDE BOTTOM OF CABINET

LEGEND		
HOLE	DIAMETER	REQ'D
A	3/16 DIA.	8
B	#47(078) DR.	8
C	#21(159) DR. 10-32 TAP	24 (SEE NOTE)
D	1 1/2 DIA.	2
E	#21(159) DR. 10-32 TAP	4

NOTES

1	RAK-29A	A-2118
QTY./UNIT	MODEL USED ON	ASBY. NO.
SCALE	CODE	
3/16 = 1		

REQ'D.	ITEM	PART NUMBER	DESCRIPTION	SYMBOL
STRUMER LIST OF MATERIAL				
MATERIAL				
THE TECHNICAL MATERIEL CORP. MAMARONECK, NEW YORK				
FINISH				
TITLE CABINET MODIFICATION FOR RAK-29A				
UNLESS OTHERWISE SPECIFIED DIMENSIONS ARE IN INCHES AND INCLUDE CHEMICALLY APPLIED OR PLATED FINISHES		DRAWN T. RAMIREZ	DATE 2-6-63	FINAL APPROVAL BP
DECIMALS XX ± .01 XXX ± .005		CHECKED [Signature]	DATE 3-11-63	DATE 5-11-63
TOLERANCES ANGLES ± 0° 30'		ELECTRICAL MECH. DESG [Signature]	DATE 3-11-63	DATE [Blank]
THE CONTENTS OF THIS DRAWING ARE THE EXCLUSIVE PROPERTY OF THE TECHNICAL MATERIEL CORP. ITS UNAUTHORIZED USE OR REPRODUCTION IN WHOLE OR IN PART IS STRICTLY FORBIDDEN.			MS-3092	A

MS-3092 A